# Project
# ASRS freezer

Project Description: Highbay freezer with automated storage and retrieval system
Customer: Albert Bartlett
Date: 07-10-2025



Worstead
David Bray Builder
Albert Bartlett Westwick
Broadlands Food Service
David Bartlett potatoes
Broad Rd
New Lane Cottage
School Rd
Station Rd
Sloley Rd
B1150
Google
Lagen
Afbeeldingen ©2024 Maxar Technologies,Kaartgegevens ©2024
100 m

ALBERT BARTLETT

Est. 1948

1. Organizational chart

2. Layout

3. Technical specifications

[redacted]

5. Timeline

[redacted]

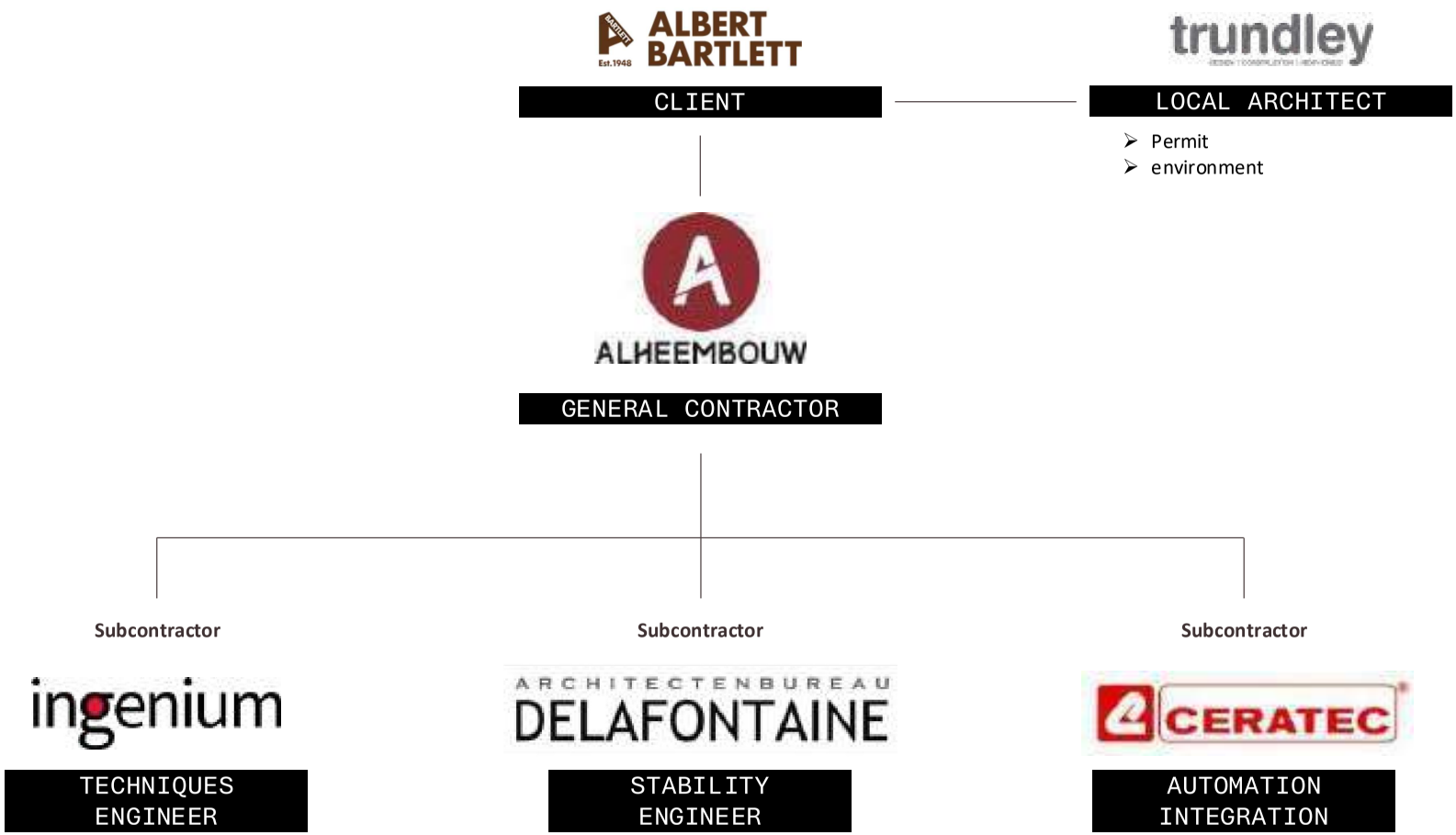
ALBERT BARTLETT
CLIENT
trundley
LOCAL ARCHITECT
Permit
environment
ALHEEMBOUW
GENERAL CONTRACTOR
Subcontractor
ingenium
TECHNIQUES ENGINEER
Subcontractor
ARCHITECTENBUREAU
DELAFONTAINE
STABILITY ENGINEER
Subcontractor
CERATEC
AUTOMATION INTEGRATION

1. Organizational chart

2. Layout

3. Technical specifications

[redacted]

5. Timeline

[redacted]

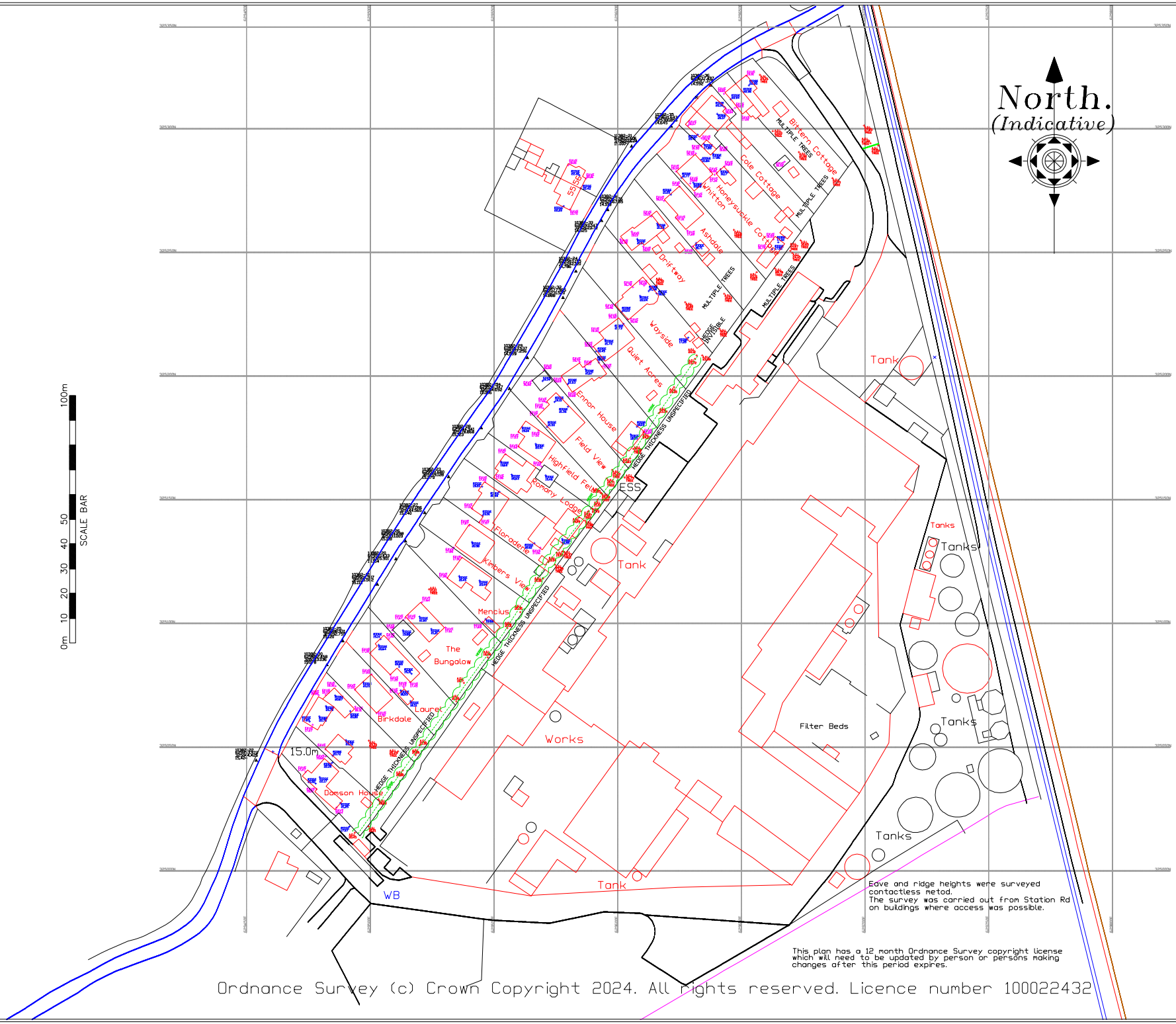


Eave and ridge heights were surveyed contactless metod.
The survey was carried out from Station Rd on buildings where access was possible.

This plan has a 12 month Ordnance Survey copyright license which will need to be updated by person or persons making changes after this period expires.

Ordnance Survey (c) Crown Copyright 2024. All rights reserved. Licence number 100022432

## DRAWING KEY

STANDARD BOUNDARIES

STREET SERVICES

SURFACES

FEATURES

The depiction of a wall, fence or hedge does not necessarily represent a legal boundary. It is the clients responsibility to confirm legal boundaries with the vendor.

Unless previously agreed, all services existing on site have been surveyed apart from where access is restricted by vehicles or other significant obstructions.

If applicable, manhole covers will be lifted unless this significantly obstructs the flow of traffic or vehicular access.
Manhole will not be lifted if this were to present any health & Safety risk to staff or the public.
Irreplaceable or cracked covers will not be lifted.
All pipe directions are indicative only and have not been proved unless specifically instructed.
For safety reasons, pipe sizes and directions are estimated from above ground and are therefore approximate values.

All drawing units, levels and dimensions are in metres, unless otherwise stated.

The data used for the computation of the horizontal and vertical control for this survey was recorded using our survey grade GNSS receivers.
This data was provided by Leica Geosystems Smartnet RTK correction service.
Therefore primary survey control is based on OSGB36(15)

A scale factor of 1 has been applied to this survey which has been based on station 20 and referenced to station 21

Plotting on paper may lead to a variety of scaling risks/errors due to paper stretching or inaccurate plotter settings etc.
Therefore any dimensions scaled from a paper reproduction of this survey should be treated with caution.
This drawing must be used in conjunction with all other relevant documentation.

## SHEET SCHEDULE

SHEET 2

1km approx.

SHEET 1

| REVISIONS/UPDATES & ASSOCIATED DETAILS | | | |
|---|---|---|---|
| Dwg No | Details | By | Date |

RATCLIFF LAND SURVEYS
THE SURVEY PEOPLE
www.ratcliffandsurveys.co.uk ~ info@rlsurveys.co.uk ~ Tel: 01733 269782

JOB TITLE
Eave and ridge heights

Freezer Extension, Albert Bartlett, North Walsham

| SHEET SIZE & SCALE | DATE SURVEYED |
|---|---|
| A0 @ 1:500 | 18-25/12/2024 |

| DRAWING NUMBER | DRAWN BY |
|---|---|
| 10382-1 Sheet 1 | BI |

CLIENT
Trundley

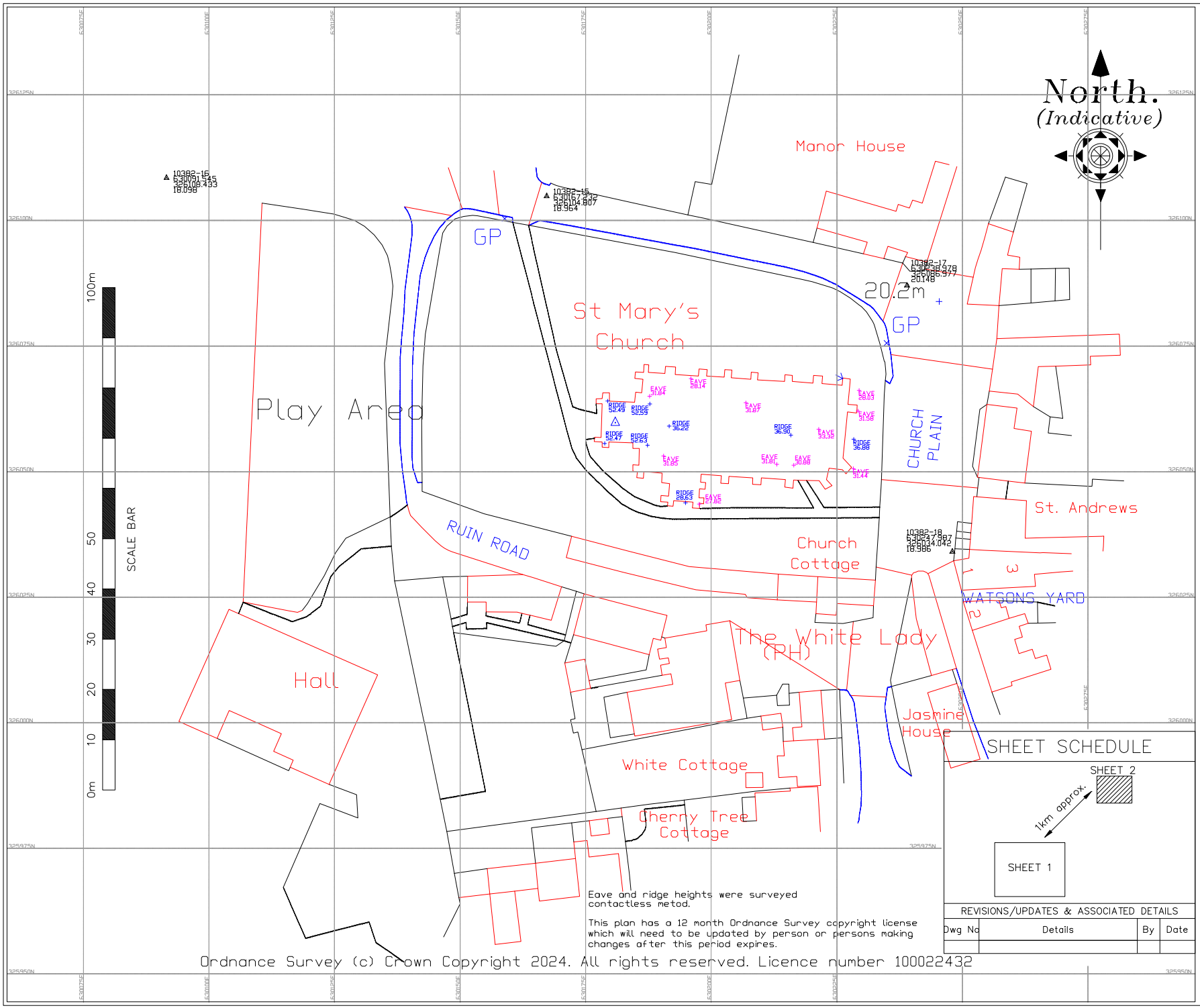


Eave and ridge heights were surveyed contactless metod.

This plan has a 12 month Ordnance Survey copyright license which will need to be updated by person or persons making changes after this period expires.

Ordnance Survey (c) Crown Copyright 2024. All rights reserved. Licence number 100022432

## SHEET SCHEDULE




| REVISIONS/UPDATES & ASSOCIATED DETAILS | | | |
|---|---|---|---|
| Dwg No | Details | By | Date |
| | | | |

## DRAWING KEY

### STANDARD BOUNDARIES

| | |
|---|---|
| FENCE | |
| BF | BOARDED |
| CLF | CHAIN LINK |
| CF | CHESTNUT |
| BWF | BARBED WIRE |
| EF | ELECTRIC |
| PRF | POST & RAIL |
| PWF | POST & WIRE |
| GP | GATEPOST |
| PF | PANEL |
| IR | IRON RAILING |
| | GATE |
| PT | POST |

### SURFACES

| | |
|---|---|
| | ROAD EDGE (NON KERBED) |
| | FOOTPATH |
| DK | DROP KERB |
| KO | KERB OUTLET |
| TK | TRACK |
| 7.621 | KERB |

### FEATURES

| | |
|---|---|
| BW | BRICK WALL |
| BG | BUILDING |
| SW | STONE WALL |
| CW | CONCRETE WALL |
| BLW | BLOCK WALL |
| RW | RETAINING WALL |
| | SHED |
| | STRUCTURE |
| 5.55 | GROUND LEVEL IS 5.55M |
| BM | BENCHMARK |
| STN | SURVEY STATION |
| G 0.5 | TREE GIRTH CIRCUM 0.5M |
| S 6 | SPREAD RADIUS 6M |
| H 10 | HEIGHT 10M |
| ASH | SPECIES ASH |
| STUMP | STUMP GIRTH TO SCALE |

### HEDGE

FOLIAGE OUTLINE

BANKING

### STREET SERVICES

| | |
|---|---|
| LP | LAMPPOST |
| | NAME SIGN/PLATE |
| MS | MILE STONE |
| TS | TRAFFIC SIGNAL |
| RS | ROAD SIGN |
| BCN | BELISHA BEACON |
| BD | BOLLARD |
| HR | HAND RAIL |
| CB | CRASH BARRIER |
| BENCH | BENCH |
| BS | BUS STOP |
| CB | BT CALL BOX |
| BTBX | BT ABOVE GROUND BOX |
| BTMH | BT MANHOLE |
| TP | BT TELEGRAPH POLE |
| CATV | CABLE TELEVISION |
| EP | ELECTRICITY POLE |
| ELMH | ELECTRICITY MANHOLE |
| ER | EARTH ROD |
| GAS | GAS |
| FH | FIRE HYDRANT |
| FHMP | FIRE HYDRANT M/POST |
| WM | WATER METER |
| WSV | WATER STOP VALVE |
| SV | STOP VALVE |
| SVMP | STOP VALVE M/POST |
| MTR | METER |
| US | UNIDENTIFIED SERVICE |
| TSCB | TRAFFIC SIGNAL CNTL BOX |
| MHS | MANHOLES |
| MHT | |
| MHC | |
| CP | CATCH PIT |
| DP | DOWNPIPE |
| VP | VENT PIPE |
| RE | RODDING EYE |
| CL | COVER LEVEL |
| SL | SOFFIT LEVEL |
| IL | INVERT LEVEL |
| G 7.564 | GULLY |

The depiction of a wall, fence or hedge does not necessarily represent a legal boundary. It is the clients responsibility to confirm legal boundaries with the vendor.

Unless previously agreed, all services existing on site have been surveyed apart from where access is restricted by vehicles or other significant obstructions.

If applicable, manhole covers will be lifted unless this significantly obstructs the flow of traffic or vehicular access.
Manhole will not be lifted if this were to present any health & Safety risk to staff or the public.
Irreplaceable or cracked covers will not be lifted.
All pipe directions are indicative only and have not been proved unless specifically instructed.
For safety reasons, pipe sizes and directions are estimated from above ground and are therefore approximate values.

All drawing units, levels and dimensions are in metres, unless otherwise stated.

The data used for the computation of the horizontal and vertical control for this survey was recorded using our survey grade GNSS receivers.
This data was provided by Leica Geosystems Smartnet RTK correction service.
Therefore primary survey control is based on OSGB36(15)

A scale factor of 1 has been applied to this survey which has been based on station 15 and referenced to station 16

RATCLIFF LAND SURVEYS
THE SURVEY PEOPLE
www.ratclifflandsurveys.co.uk ~
info@rlesurveys.co.uk ~ Tel: 01733 269782

JOB TITLE
Eave and ridge heights

Freezer Extension, Albert Bartlett, North Walsham

| SIZE & SCALE | DATE SURVEYED | DRAWN BY |
|---|---|---|
| A2 @ 1:500 | 25/09/24 | BI |

DRAWING NUMBER
10382-1 Sheet 2

CLIENT
Trundley

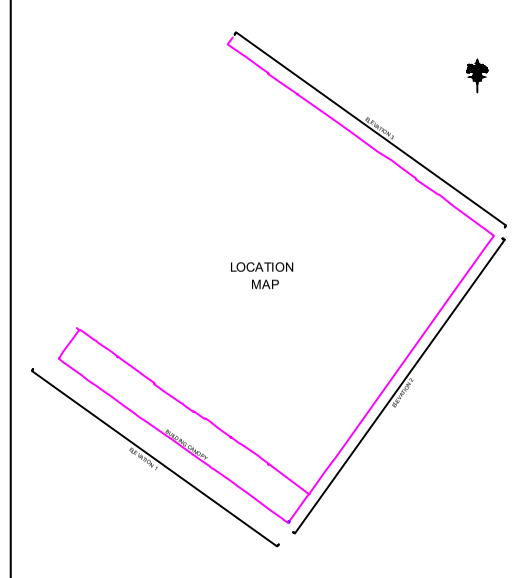


RATCLIFF LAND SURVEYS
THE SURVEY PEOPLE

www.ratcliflandsurveys.co.uk — info@rlesurveys.co.uk — Tel: 01733 269782

JOB TITLE
GROUND FLOOR PLAN
Freezer Extension, Albert Bartlett, North Walsham

| SHEET SIZE & SCALE | DATE SURVEYED |
| --- | --- |
| A1 @ 1:100 | 10/2024 |
| DRAWING NUMBER 10382-MBS | DRAWN BY RR |
| CLIENT TRUNDLEY | |

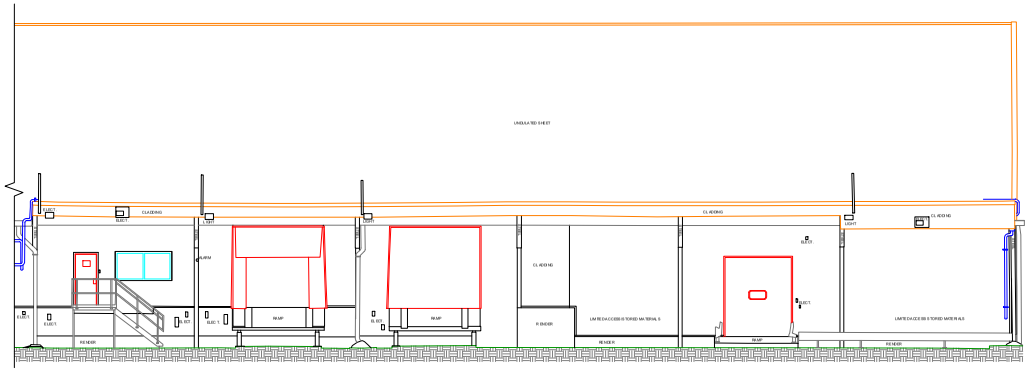


DATUM
12.00M

ELEVATION 1

0m 1 2 3 4 5 10m

SCALE BAR

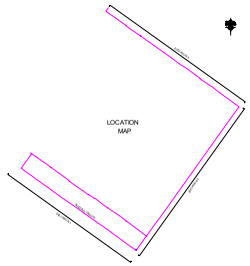


RATCLIFF
LAND SURVEYS
THE SURVEY PEOPLE
www.ratcliffilandsurveys.co.uk ~ info@rlasurveys.co.uk ~ Tel: 01733 269782

JOB TITLE

ELEVATION 1
Freezer Extension, Albert Bartlett,
North Walsham

| SHEET SIZE & SCALE | DATE SURVEYED |
|---|---|
| A1 @ 1:100 | 10/2024 |
| DRAWING NUMBER | DRAWN BY |
| 10382-MBS | RR |

CLIENT

TRUNDLEY

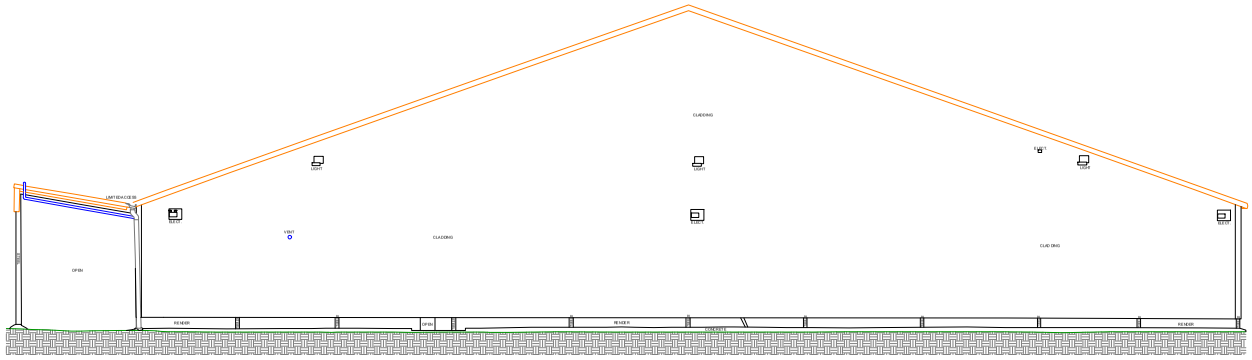


DATUM
12.00M

ELEVATION 2

0m 1 2 3 4 5 10m

SCALE BAR

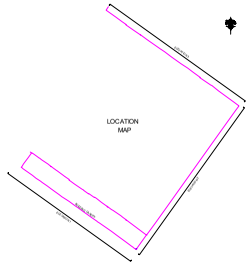


RATCLIFF
LAND SURVEYS
THE SURVEY PEOPLE

www.ratcliffilandsurveys.co.uk ~ info@rlesurveys.co.uk ~ Tel: 01733 269782

JOB TITLE

ELEVATION 2
Freezer Extension, Albert Bartlett,
North Walsham

| SHEET SIZE & SCALE | DATE SURVEYED |
|---|---|
| A1 @ 1:100 | 10/2024 |

| DRAWING NUMBER | DRAWN BY |
|---|---|
| 10382-MBS | RR |

CLIENT

TRUNDLEY

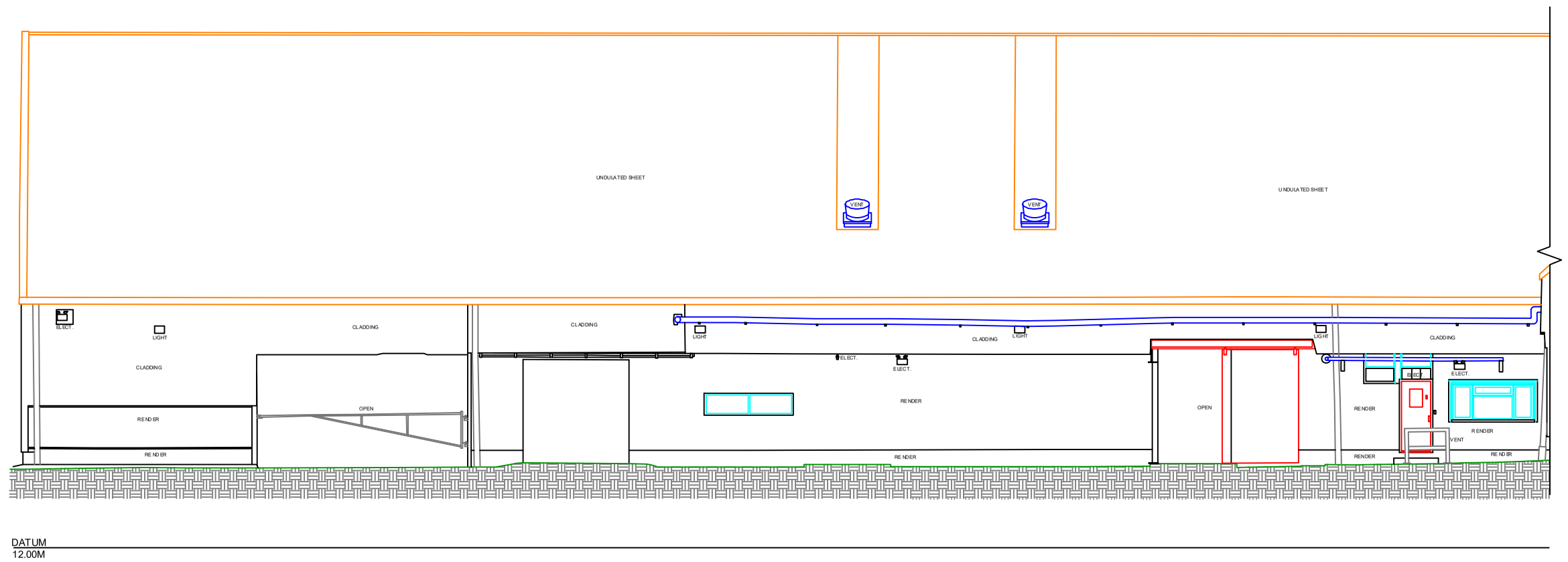


# ELEVATION 3

0m 1 2 3 4 5 10m

SCALE BAR

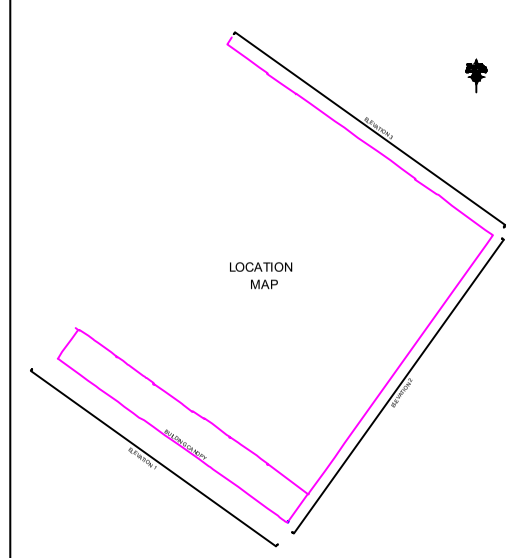


RATCLIFF LAND SURVEYS

THE SURVEY PEOPLE

www.ratcliffandsurveys.co.uk — info@rlesurveys.co.uk — Tel: 01733 269782

JOB TITLE

ELEVATION 3
Freezer Extension, Albert Bartlett,
North Walsham

| SHEET SIZE & SCALE | DATE SURVEYED |
|---|---|
| A1 @ 1:100 | 10/2024 |

| DRAWING NUMBER | DRAWN BY |
|---|---|
| 10382-MBS | RR |

CLIENT

TRUNDLEY

PROPOSED SITE PLAN
SCALE 1:200

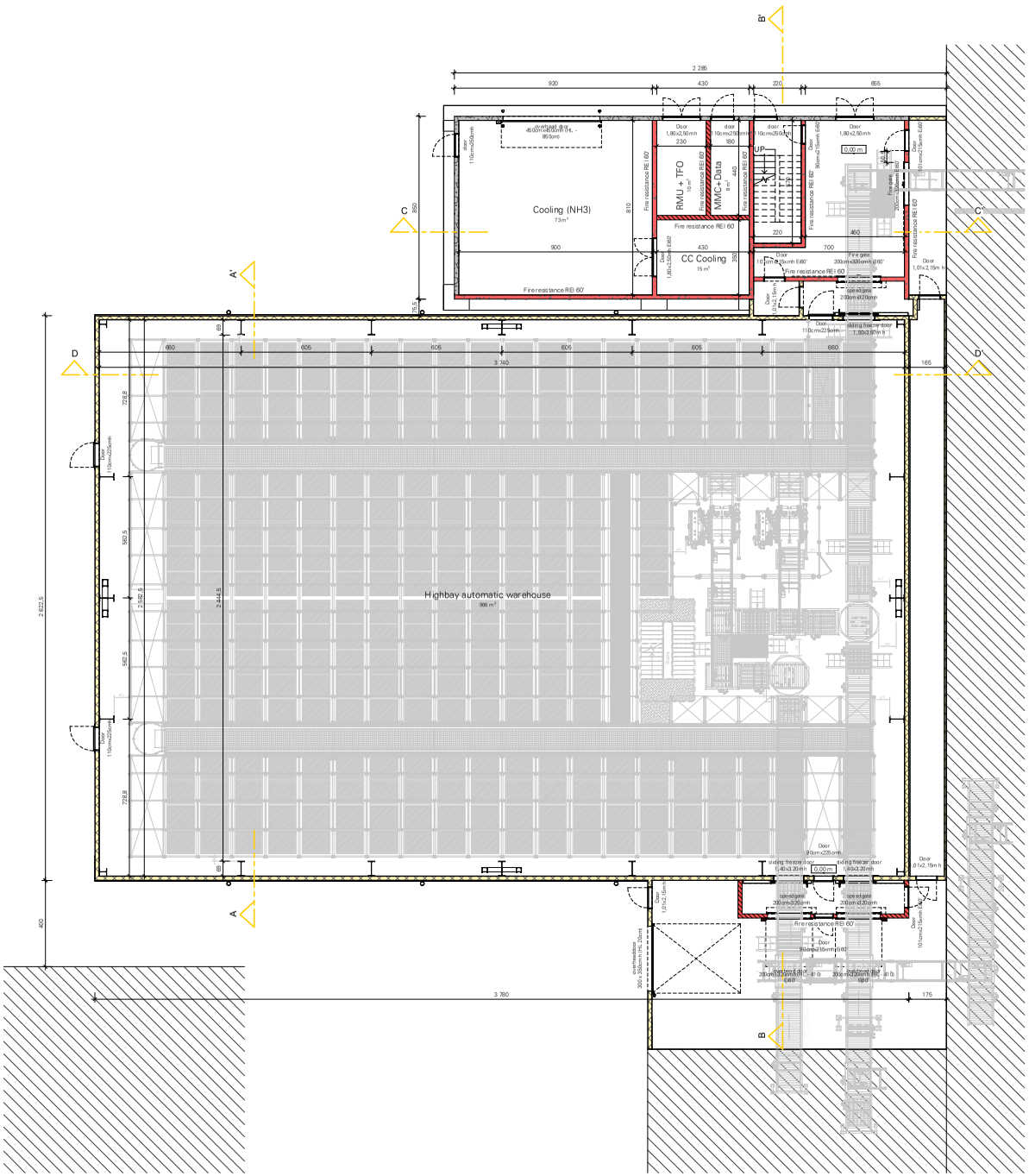


Floorplan +0,00m

Schaal | 1 : 100

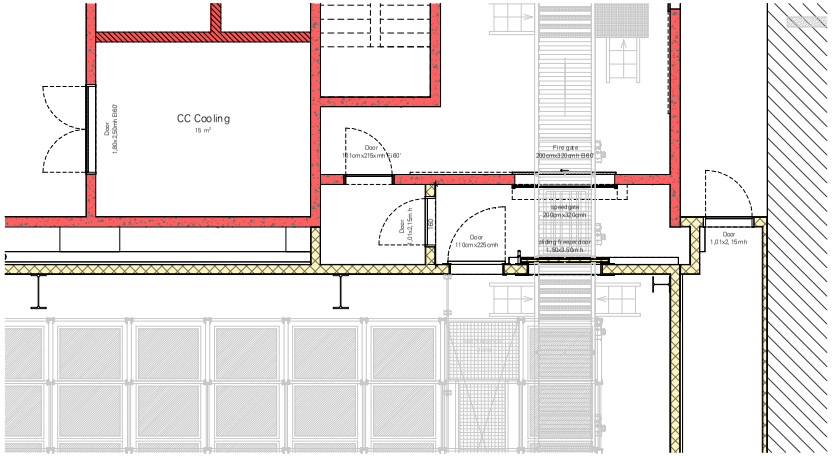


Detail Techn. building

Schaal | 1 : 50

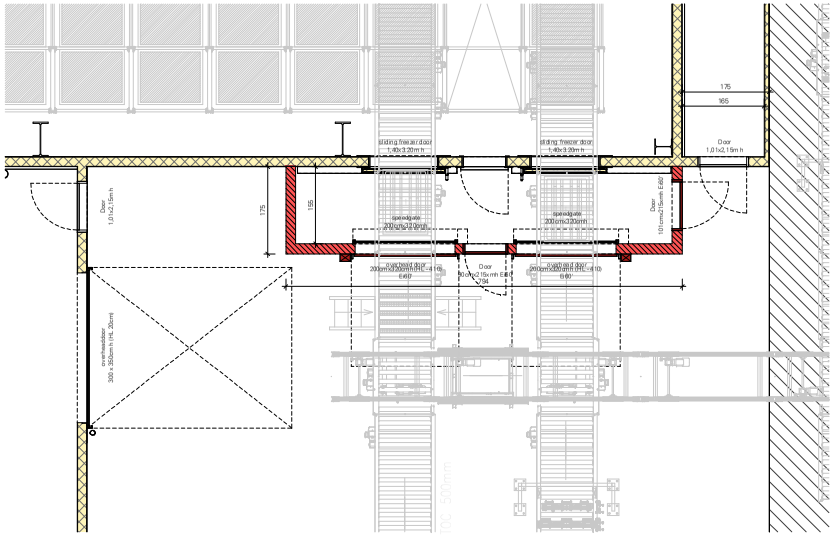


Detail SAS

Schaal | 1 : 50

0 1 5 m

1 : 50 EENHED = CM

© Drawing is copyright and property of Delabelle nzb directors. This document may include, amongst others, drawings, specifications and other documents which are the property of Delabelle nzb directors and may not be used, in whole or in part, without the written consent of Delabelle nzb directors. This document is to be used only for the purpose for which it was issued. Do not scale from this drawing. Use only figured dimensions. Verify all dimensions on site before commencement of any work. Report any discrepancies, errors or omissions in the drawings or other documents whatsoever to the architect. Do not commence with any work in case of doubt. The contractor is responsible for the correct interpretation of the drawings and specifications. Drawings to be read in conjunction with all other relevant consultants' drawings and specifications. Do not scale from this drawing. Use only figured dimensions. Verify all dimensions on site before commencement of any work. Report any discrepancies, errors or omissions in the drawings or other documents whatsoever to the architect. Do not commence with any work in case of doubt. The contractor is responsible for the correct interpretation of the drawings and specifications. All materials thickness and ventilation requirements are strictly in accordance with the latest NEN regulations. All discrepancies within these drawings are to be reported to Delabelle nzb directors.

| | |
|---|---|
| CLIENT | ALBERT BARTLETT |
| PROJECT | COLDSTORE |

# Floorplan & Detail

| DATE | SCALE | DRAWN BY |
|---|---|---|
| 17/10/2024 | As indicated | Q.V. |

| MODIFICATION | REVISION | |
|---|---|---|
| 22/04/2024 | A | Technical building |
| 29/05/2024 | B | Update |
| 05/06/2024 | C | Technical building, sassen, water tank sprinkler |
| 10/06/2024 | D | Speed fire gate, racking structure |
| 16/09/2024 | E | Update HB structure, Sprinkler tank, In - outbound |
| 2/10/2024 | F | Update HB structure, technical building |
| 17/10/2024 | G | Rack structure |

ARCHITECT

VCTR

2408 - 06

A B C D E F G

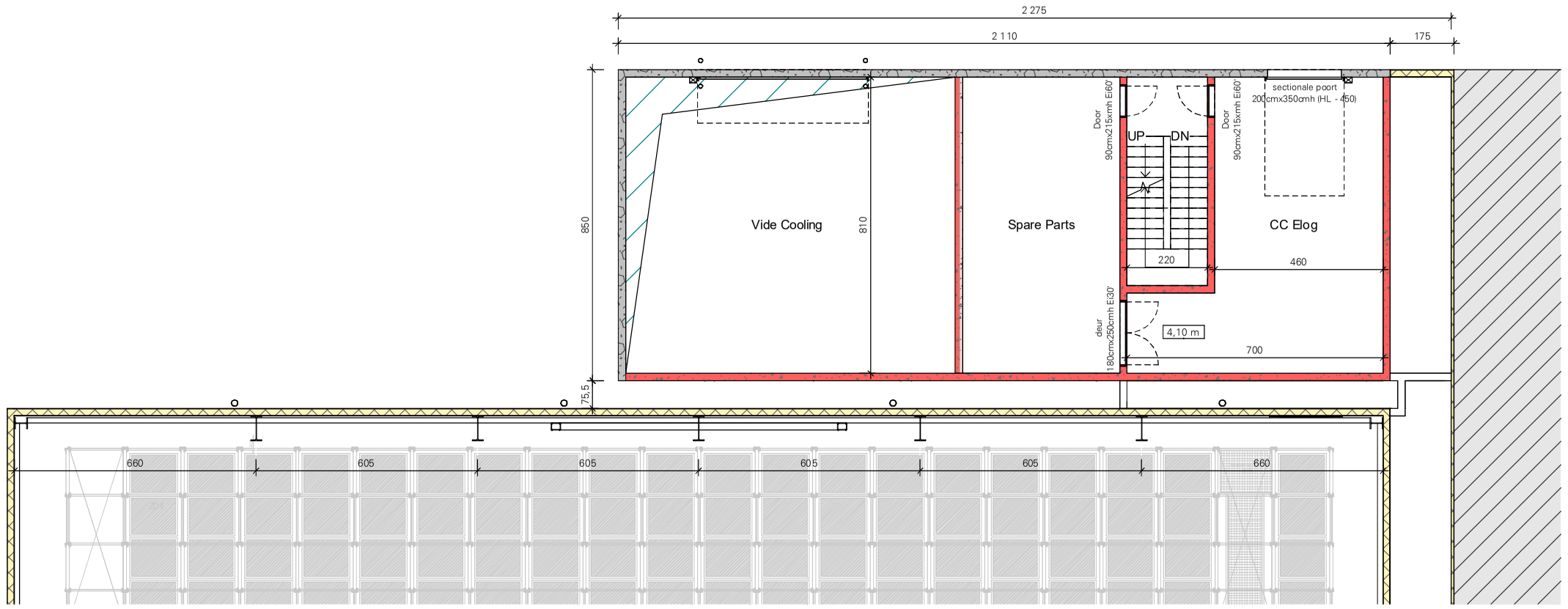


VDP +4,10m ontwerp

Schaal | 1 : 100

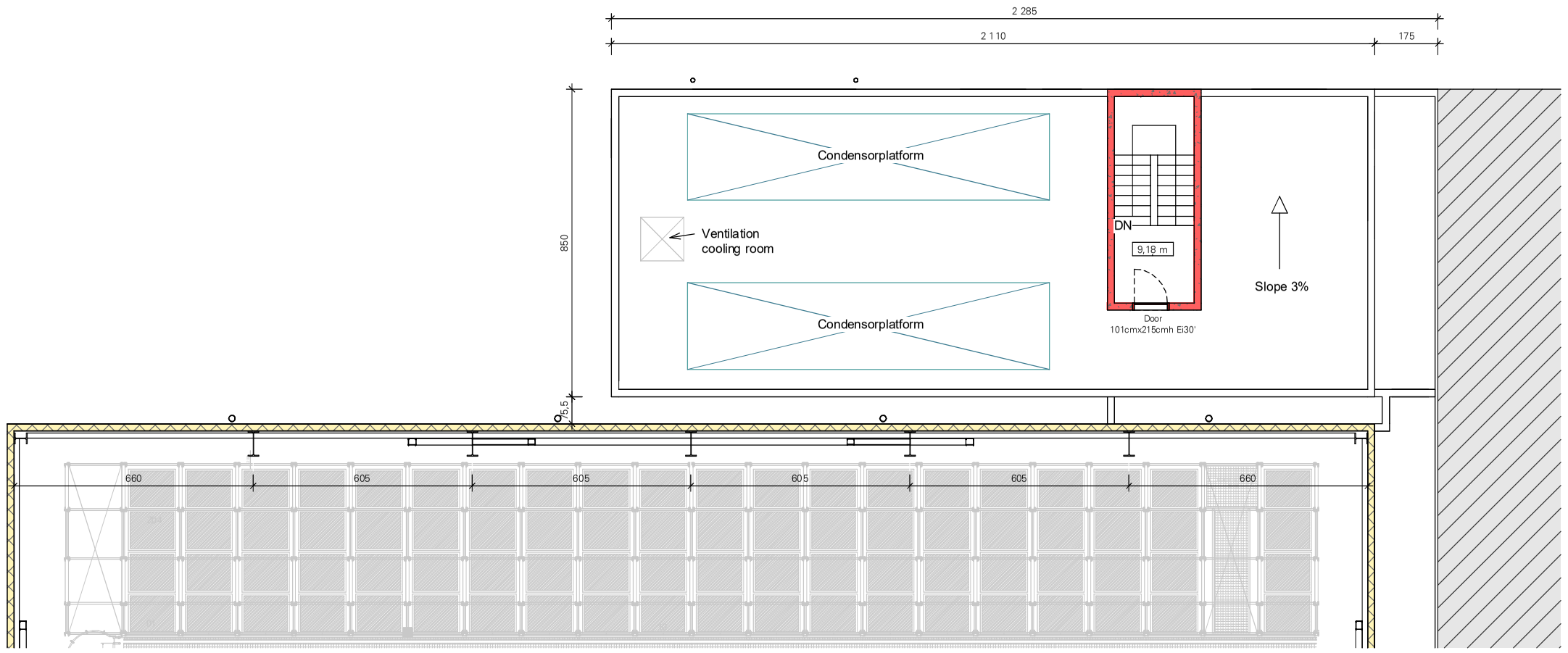


VDP +9,18m Ontwerp

Schaal | 1 : 100

0 1 5 10 m

| CLIENT | ALBERT BARTLETT |
|---|---|
| PROJECT | COLDSTORE |

# Floor +4.10 & Roof +9.00

| DATE | SCALE | DRAWN BY |
|---|---|---|
| 17/10/2024 | 1 : 100 | Q.V. |

| MODIFICATION | | REVISION |
|---|---|---|
| 22/04/2024 | A | Technical building |
| 29/05/2024 | B | Update |
| 05/06/2024 | C | Technical building, sassen, water tank sprinkler |
| 16/09/2024 | D | Update HB structure, Sprinkler tank |
| 2/10/2024 | E | Update HB structure, technical building |
| 17/10/2024 | F | Rack structure |
| | G | |

ARCHITECT

VCTR

2408 - 07

A B C D E F G

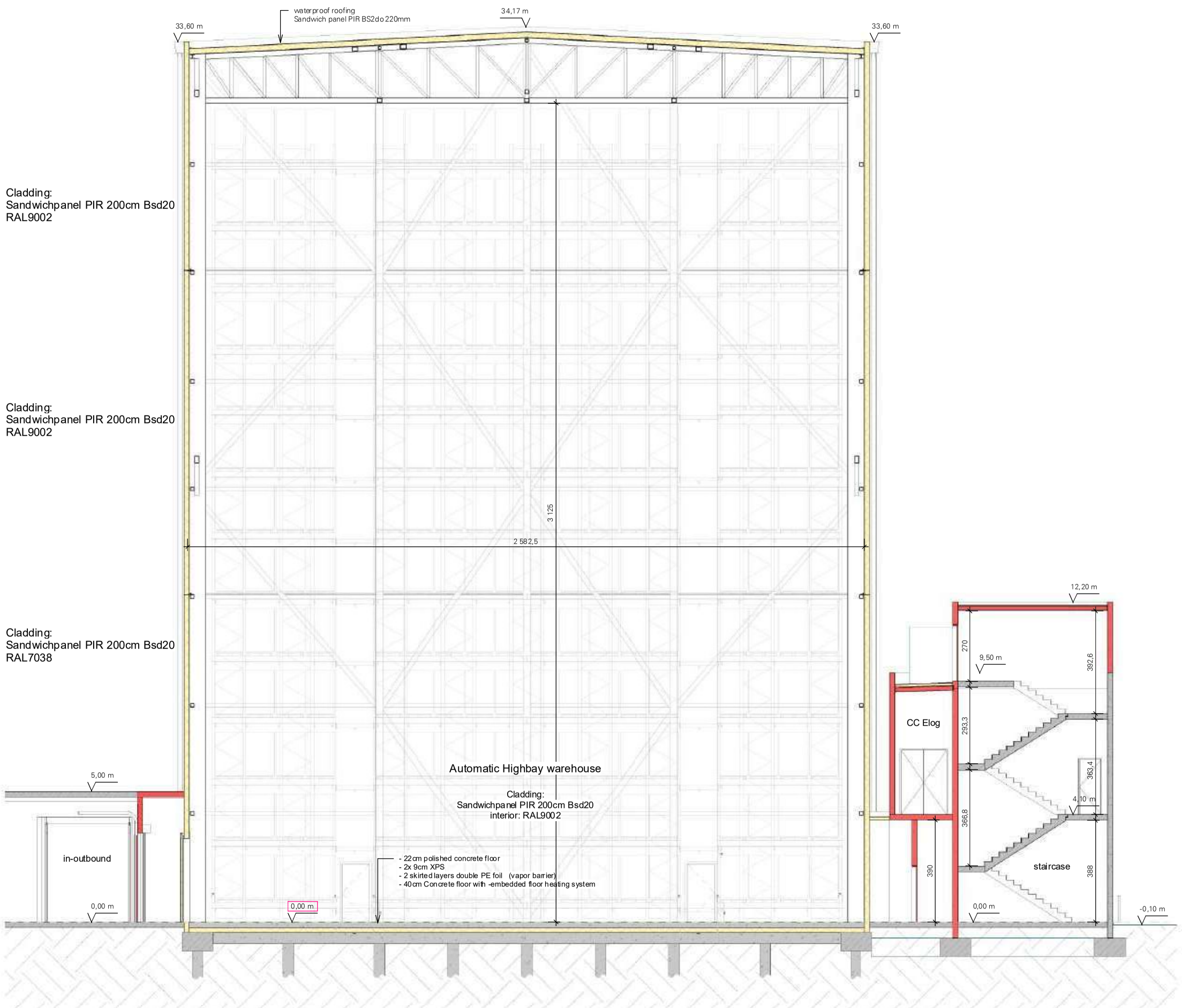


B-B'

Schaal | 1 : 100




D-D'

Schaal | 1 : 100

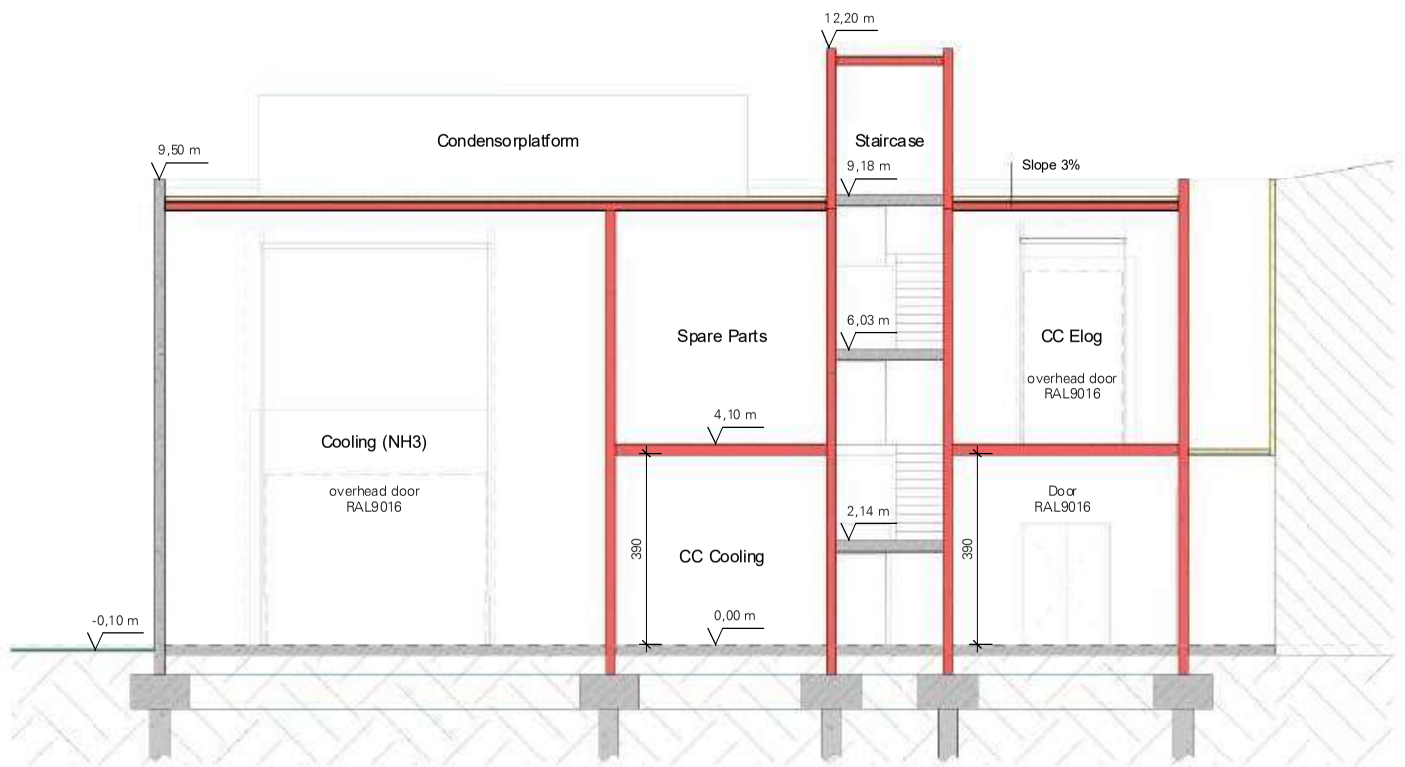


C-C'

Schaal | 1 : 100

0 1 5 10

| | |
|---|---|
| CLIENT | ALBERT BARTLETT |
| PROJECT | COLDSTORE |

# Sections

| DATE | SCALE | DRAWN BY |
|---|---|---|
| 17/10/2024 | 1 : 100 | Q.V. |

| MODIFICATION | REVISION | |
|---|---|---|
| 02/10/2024 | A | Update HB structure, technical building |
| 17/10/2024 | B | Rack structure |
| | C | |
| | D | |
| | E | |
| | F | |
| | G | |

ARCHITECT

VCTR

2408 - 08

A B C D E F G

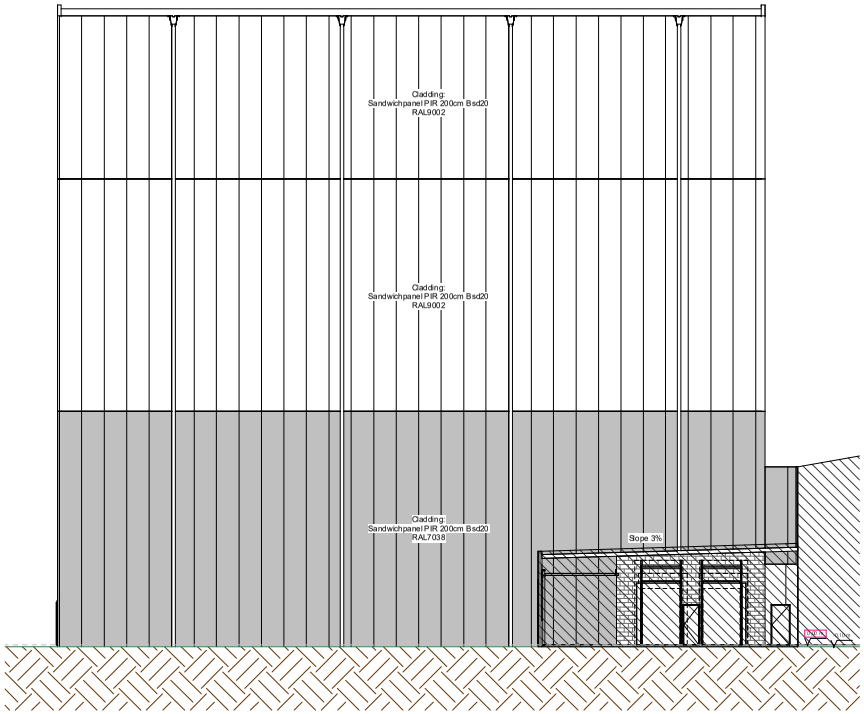


View South

Schaal | 1 : 100

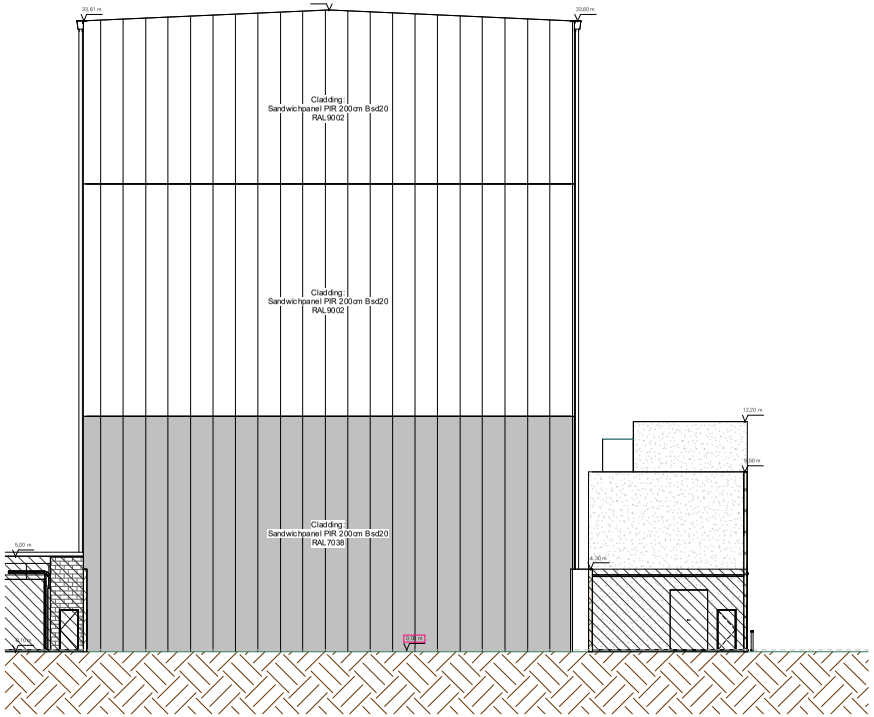


View East

Schaal | 1 : 100

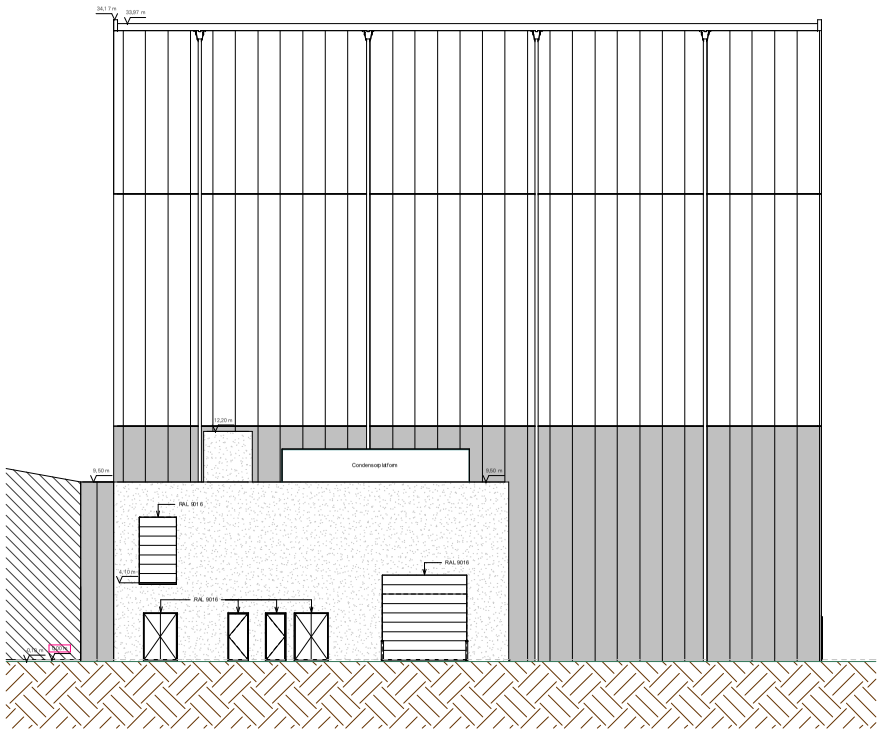


View North

Schaal | 1 : 100

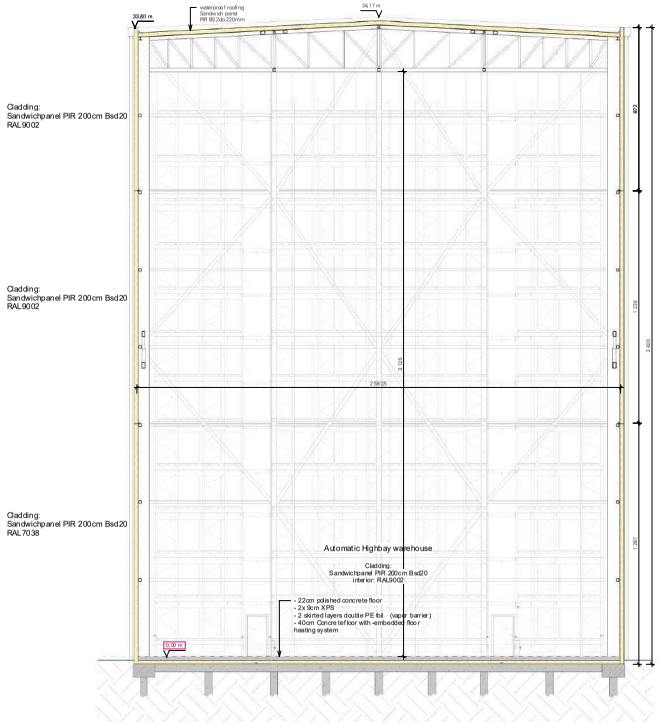


A-A'

Schaal | 1 : 100

0 1 5 10

1 : 10 SCHEER / SM m

DEZE TEKENING MAG NIET ZONDER DE DAARTOE STREKKENDE WETTELIJKE BEPALINGEN OP ENIGERLEI WIJZE WORDEN VERVEELVOUDIGD EN/OF AAN DERDEN WORDEN VERSTREKT OF TOEGEPAST DOOR DEZE TE GEBRUIKEN VOOR ANDERE DOELEINDEN DAN WAARVOOR ZE ZIJN VERVAARDIGD. DE ARCHITECTENVOORSCHRIFTEN VAN DE ARCHITECTENWET EN DE ARCHITECTENVERORDENING ZIJN OP DEZE TEKENING VAN TOEPASSING. DE ARCHITECT IS ALLEEN AANSPRAKELIJK VOOR DE TEKENINGEN EN DE DAARIN VERMELDE GEGEVENS, MAAR NIET VOOR DE DAARUIT VOORTVLOEIENDE GEVOLGEN VOOR DE BOUW EN DE KOSTEN DAARVAN, TENZIJ DE ARCHITECT DAAROP EXPLICIET ANDERS HEEFT GEREKEND EN DAARVOOR EEN APART HONORARIUM HEEFT GEKREGEN. DE ARCHITECT IS NIET AANSPRAKELIJK VOOR DE GEVOLGEN VAN HET GEBRUIK VAN DE TEKENINGEN DOOR DERDEN. DE ARCHITECT IS NIET AANSPRAKELIJK VOOR DE GEVOLGEN VAN HET GEBRUIK VAN DE TEKENINGEN DOOR DERDEN. DE ARCHITECT IS NIET AANSPRAKELIJK VOOR DE GEVOLGEN VAN HET GEBRUIK VAN DE TEKENINGEN DOOR DERDEN. DE ARCHITECT IS NIET AANSPRAKELIJK VOOR DE GEVOLGEN VAN HET GEBRUIK VAN DE TEKENINGEN DOOR DERDEN. DE ARCHITECT IS NIET AANSPRAKELIJK VOOR DE GEVOLGEN VAN HET GEBRUIK VAN DE TEKENINGEN DOOR DERDEN.

| | |
|---|---|
| CLIENT | ALBERT BARTLETT |
| PROJECT | COLDSTORE |

Views & Section

| DATE | SCALE | DRAWN BY |
|---|---|---|
| 17/10/2024 | 1 : 100 | G.V. |

| MOD YR DTN | REV | REVISION |
|---|---|---|
| 22/04/2024 | A | Technical building |
| 29/05/2024 | B | Update |
| 05/06/2024 | C | Technical building, assen, water tank, sprinkler |
| 16/09/2024 | D | Update HB structure, Sprinkler tank, In - outbound |
| 17/10/2024 | E | Rack structure |
| | F | |
| | G | |

ARCHITECT

VCTR

2408 - 05

A B C D E F G

1. Organizational chart

2. Layout

3. Technical specifications

[redacted]

5. Timeline

[redacted]

# 3. Technical specifications

3.1 Structural assumptions

3.2 Electricity

3.3 Cooling

3.4 Automation

# NOTA

| | | |
|---|---|---|
| **Project**: Albert Bartlett Coldstore<br>**Dossier**: 24029.001 | | **Opdrachtgever**: Alheembouw |
| **ACCOMPANYING NOTE ELECTRICITY** | | |
| **Versie**: 1 (2024-10-29) | **Auteur**: TDW | **Revisie**: FDE |

# 1 ACCOMPANYING NOTE ELECTRICITY

## 1.1 ENERGY DISTRIBUTION

Not included, to be provided by Albert Bartlett

## 1.2 STRONG CURRENT

After the transformer, the ALSB will follow, containing a connection to the distribution board of the high-rise warehouse and direct feeds for the cooling system. Additionally, there will be a few spare connections available.

This ALSB is not included and provided by Albert Bartlett

Everything in and around the high-rise warehouse will be powered from the distribution board: lighting, control panels, sockets, power supplies for automation, etc., with sufficient reserve capacity in the board.

The cables that supply the largest loads have been defined:

- From the main distribution board to the distribution board of the high-rise warehouse
- From the main distribution board to the cooling supply
- From the distribution board of the high-rise warehouse to the automation supply (one 160A and two 125A)

Cable ladders will be used for routing between the transformer and the boards. Cabling from the distribution board of the high-rise warehouse to end users will be provided in cable trays. A cable tray is provided to each room around the freezer and inside the freezer itself.

In normal rooms, double hermetic sockets are provided with a few Mennekes boxes. The lighting is controlled by motion detection, and a control panel is present. In the freezer, there are no sockets, a control panel is available at each entrance for the lighting.



**Ingenium nv • Nieuwe Sint-Annadreef 23 - 8200 Brugge • +32 50 40 45 30 • BTW BE0436.815.150**
Alle documenten en informatie in deze offerte worden vertrouwelijk ter uwer beschikking gesteld. De inhoud van dit voorstel blijft het intellectuele eigendom van Ingenium. Het voorstel is enkel gericht aan de geadresseerde organisatie en contactpersonen. De inhoud van dit voorstel mag niet verspreid worden naar derde partijen zonder de voorafgaande schriftelijke goedkeuring van Ingenium.

For the lighting, the following principles were followed:

| Room | Lighting level | Fixture |
|---|---|---|
| Freezer: central zone | 200 lux | Hermetic LED 6400lm |
| Freezer: corridor zone | 200 lux | Hermetic LED 4600lm |
| Technical rooms | 300 lux | Hermetic LED 6400lm |

Some fixtures will be connected to a central emergency battery, functioning as emergency lighting, supplemented by a few emergency fixtures with decentralised emergency batteries.

## 1.3 COMMUNICATION

One data rack will be provided for all applications in the new building. A fibre connection will link the data rack to an existing data rack.

## 1.4 SECURITY

For security, all four doors in the freezer have a magnetic contact. Several indoor and outdoor sirens are distributed across the site, which will sound in case of an alarm. Additionally, there is CCTV monitoring focused on the automation.

In normal rooms, optical smoke detectors are used for fire detection. In the freezer, aspiration is applied at two levels. The aspiration unit itself is located just outside the freezer, along with a necessary heating cabinet. Only the suction pipe and the flexibles are resistant to the cold temperature in the freezer. Additionally, there are sufficient push buttons and sirens present throughout.

Access control (badge reader + electric lock) is not included.

## 1.5 LIGHTING PROTECTION

External lightning protection is present on the roof according to LPL IV class, with additional overvoltage protection for low-voltage installations.

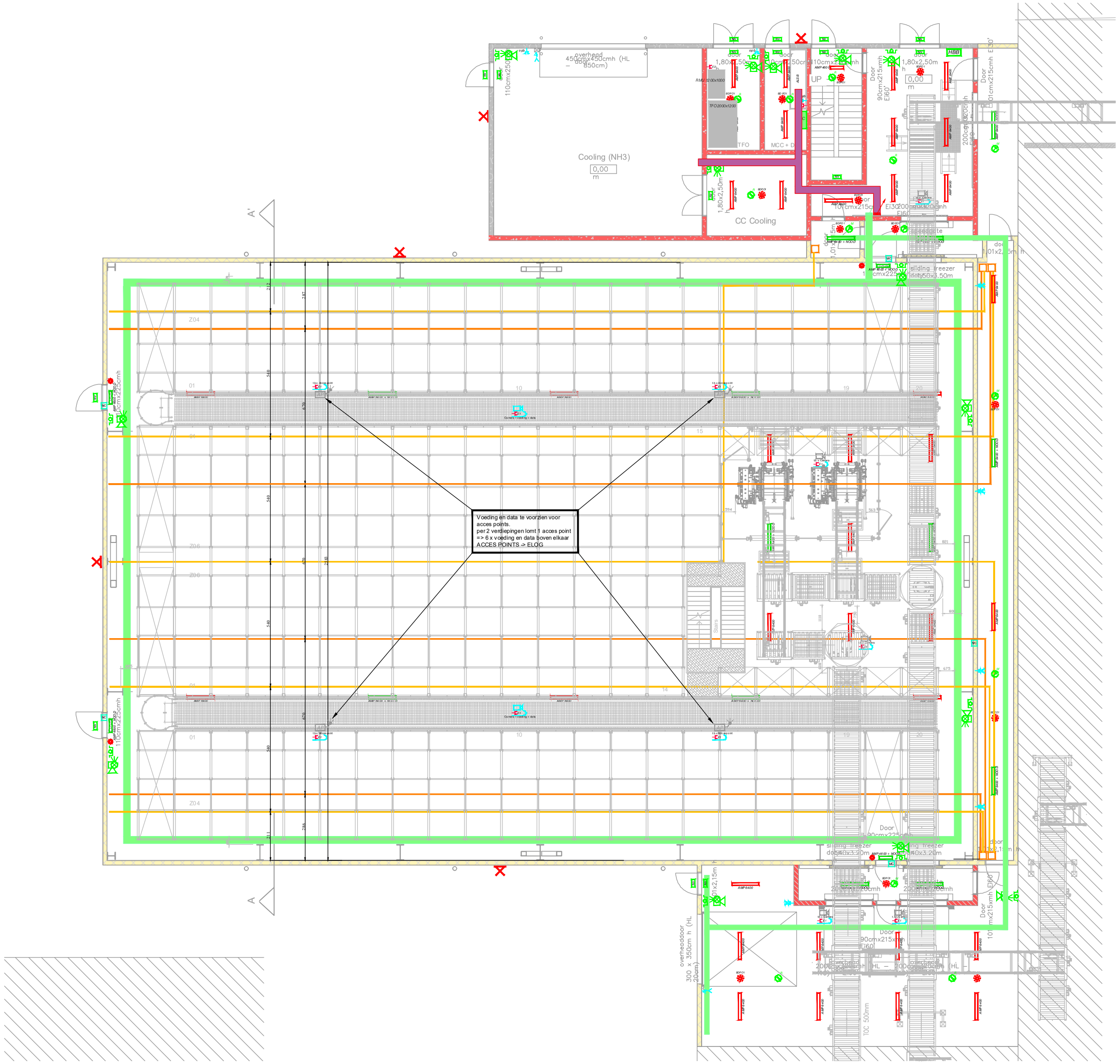


**LEGENDE :**

- Voedingskabel 3 Fasig-Nulleider-Aarding
- Verlichtingsarmaturen (AMP 4600; AMP 4600 + NOOD; AMP 6400; AMP 6400 + NOOD)
- Gevelverlichting
- Badgelezer
- Bedieningspaneel verlichting
- Binnensirene
- Codeklavier
- Datarack
- Elektrisch slot
- Elektrisch bord
- Magneetcontact
- Noodverlichting
- Sirene met flitslicht
- Vaste dome-binnencamera
- Aanzuigcentrale met verwarmingskast
- Aanzuigleiding op tussenliggend niveau
- Aanzuigleiding tegen plafond
- Brandcentrale
- Optische branddetector
- Multicriteria branddetector
- Waarschuwingsdrukknop brand
- Bewegingsdetector plafond opbouw
- Dubbel / drievoudig stopcontact inbouw
- Enkel stopcontact opbouw
- 3F-stopcontact (poorten)
- 2x RJ45 opbouw
- Voeding & Datapunt voor Camera
- Acces point
- Drukknop verlichting
- Herhaalbord branddetectie

Bringing buildings to life, for life

# GRONDPLAN

**COLD STORE**

**01 - GELIJKVLOERS**

Dossier: **24029.001**

Fase: **ONTWERP**

Perceel: **ELEKTRICITEIT**

Ligging: Westwick

Bouwheer: Albert Bartlett, B2_OpdrachtgeverAdres, B3_OpdrachtgeverTelefoonnummer

Architect: A1_ArchitectNaam, A2_ArchitectAdres, A4_ArchitectEmail T: A3_ArchitectTelefoonnummer

| | | | |
|---|---|---|---|
| Projectverantwoordelijke: | FDE | Projectingenieur: | TDE |
| BIM coördinator: | IDH | BIM modelleur: | IDH |

Bestand: 24029.002_ELEK_P1_00_IND.DWG
Formaat: 1,10 m²
Afdruk: 20241016
Schaal: **1/50**

| | | | |
|---|---|---|---|
| C | 16-10-2024 | IDH | Aanvullingen / aanpassingen |
| B | 03-10-2024 | IDH | Nieuwe versie architectuur + aanpassingen ifv |
| A | 27-09-2024 | IDH | Aanpassingen en aanvullingen |
| 0 | 19-09-2024 | IDH | Originele versie |
| | 19-09-2024 | Tim Decavele | Kwaliteitscontrole |

Ingenium nv • Nieuwe Sint-Annadreef 23 - 8200 Brugge • +32 50 40 45 30 • BTW BE 0436.815.150

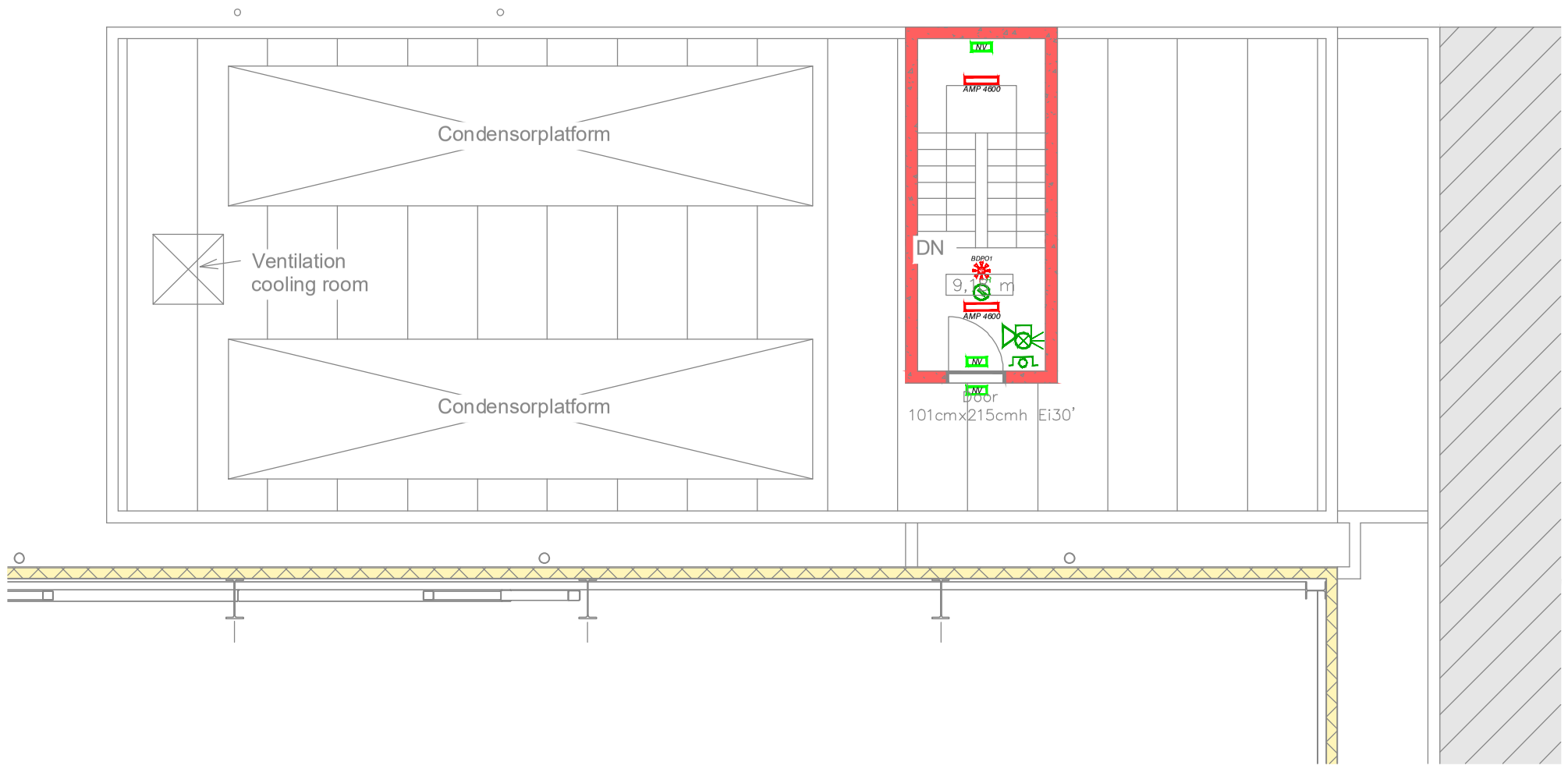


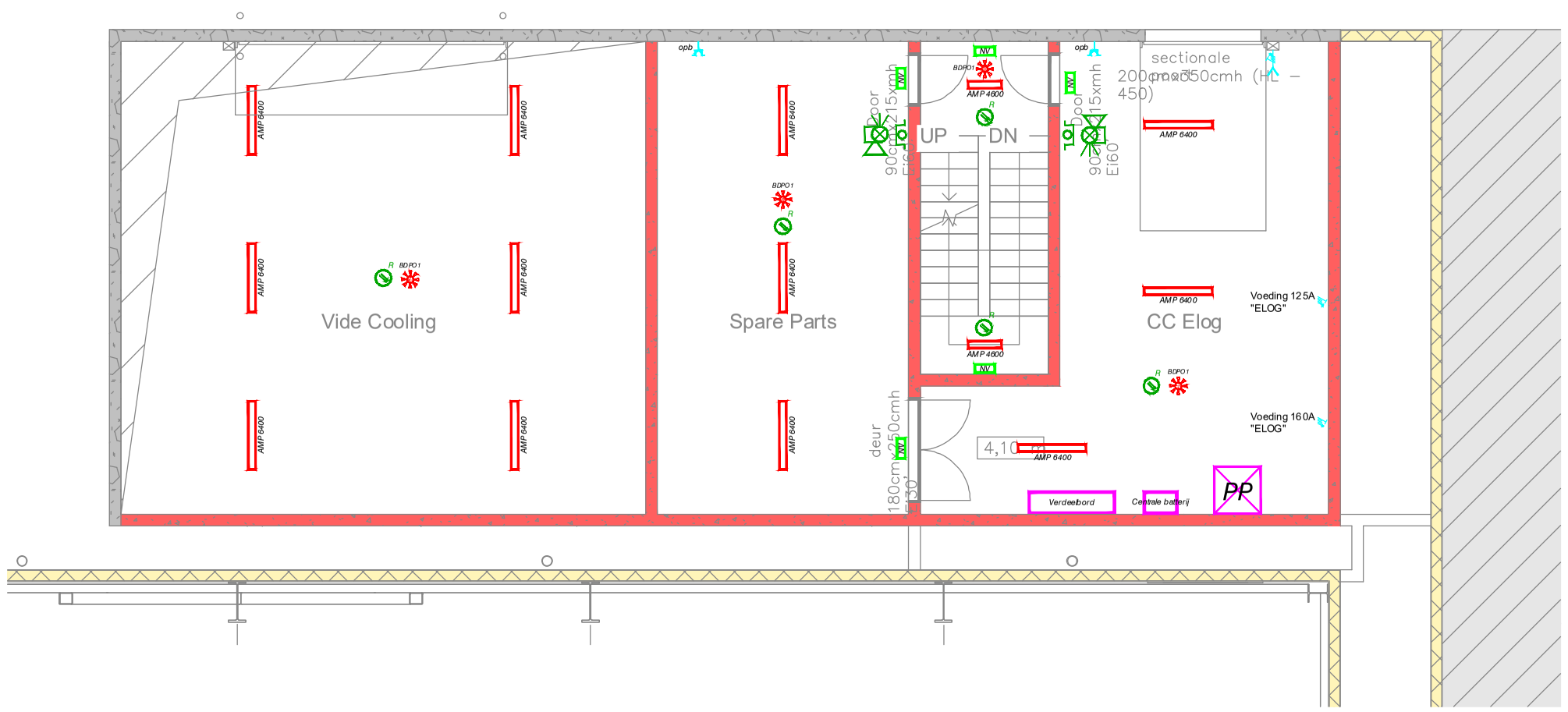


**LEGENDE :**

- Voedingskabel 3 Fasig-Nulleider-Aarding
- Verlichtingsarmaturen (AMP 4800; AMP 4800 + NOOD; AMP 6400; AMP 6400 + NOOD)
- Gevelverlichting
- Badgelezer
- Bedieningspaneel verlichting
- Binnensirene
- Codeklavier
- Datarack
- Elektrisch slot
- Elektrisch bord
- Magneetcontact
- Noodverlichting
- Sirene met flitslicht
- Vaste dome-binnencamera
- Aanzuigcentrale met verwarmingskast
- Aanzuigleiding op tussenliggend niveau
- Aanzuigleiding tegen plafond
- Brandcentrale
- Optische branddetector
- Multicriteria branddetector
- Waarschuwingsdrukknop brand
- Bewegingsdetector plafond opbouw
- Dubbel / drievoudig stopcontact inbouw
- Enkel stopcontact opbouw
- 3F-stopcontact (pooten)
- 2x RJ45 opbouw
- Voeding & Datapunt voor Camera
- Acces point
- Drukknop verlichting
- Herhaalbord branddetectie

ALBERT BARTLETT - UTILITIES

*Please keep in mind that some techniques in the room may be strategically reorganised by the company that does the execution. The plans below have been made by Ingenium and were the basis of the price request.

HV-LV > Ground floor

- Yellow: HV (transformer + cells)
- Orange: LV (ALSW = Main switch board)

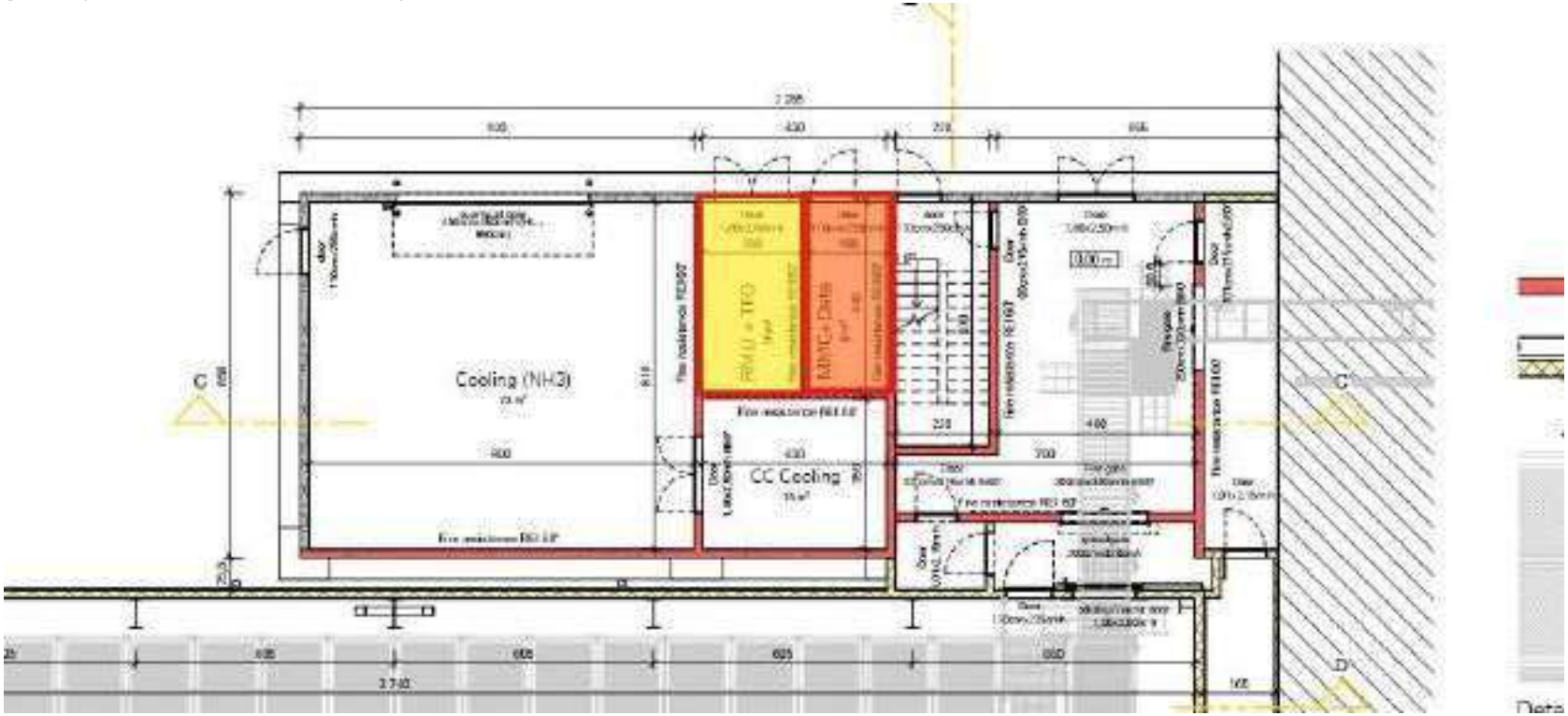

DATA > FIBER (FLOOR 1)

- Green: position of the data rack by Ingenium.

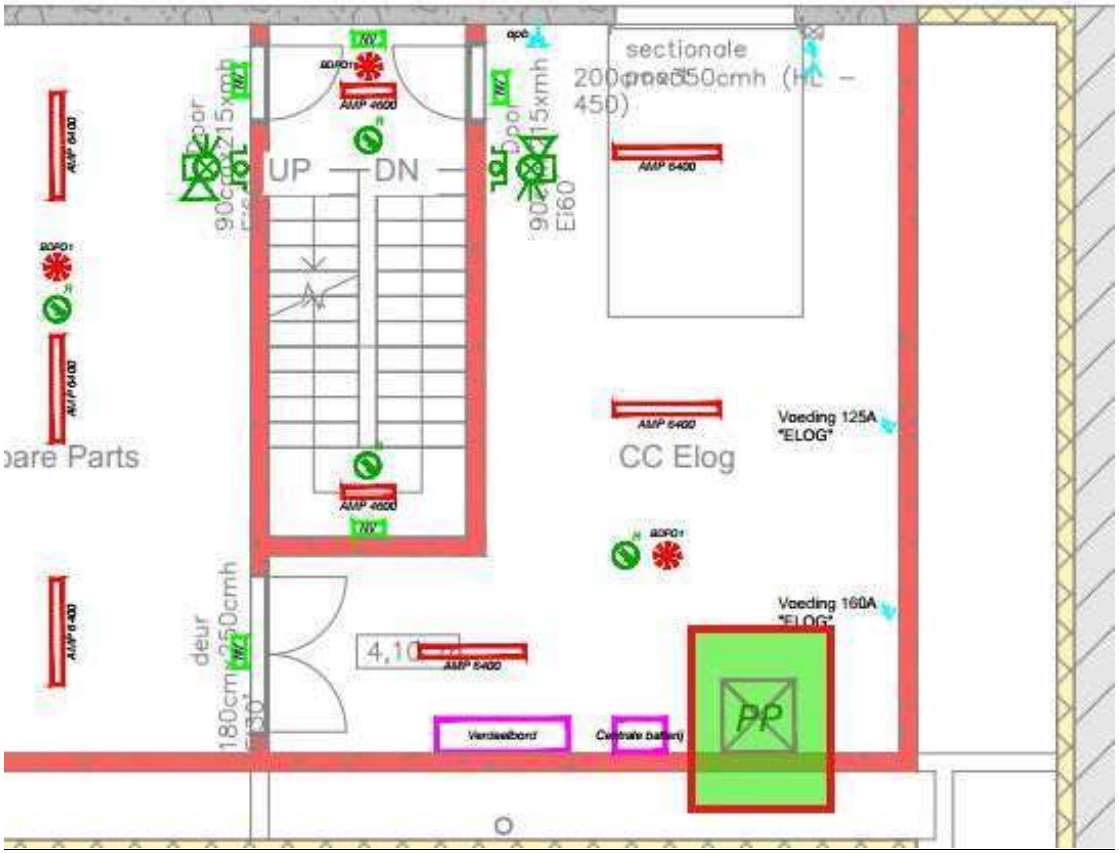

WATER

- Blue: the rooms that require water (exact position needs to be determined in execution phase):
  - Cooling (level 1)
  - Condensers (roof)
  - Emergency showers
    - eyewash (groundfloor): In the cooling room, by the entrance door
    - emergency shower (groundfloor): In the cooling room, by the entrance door

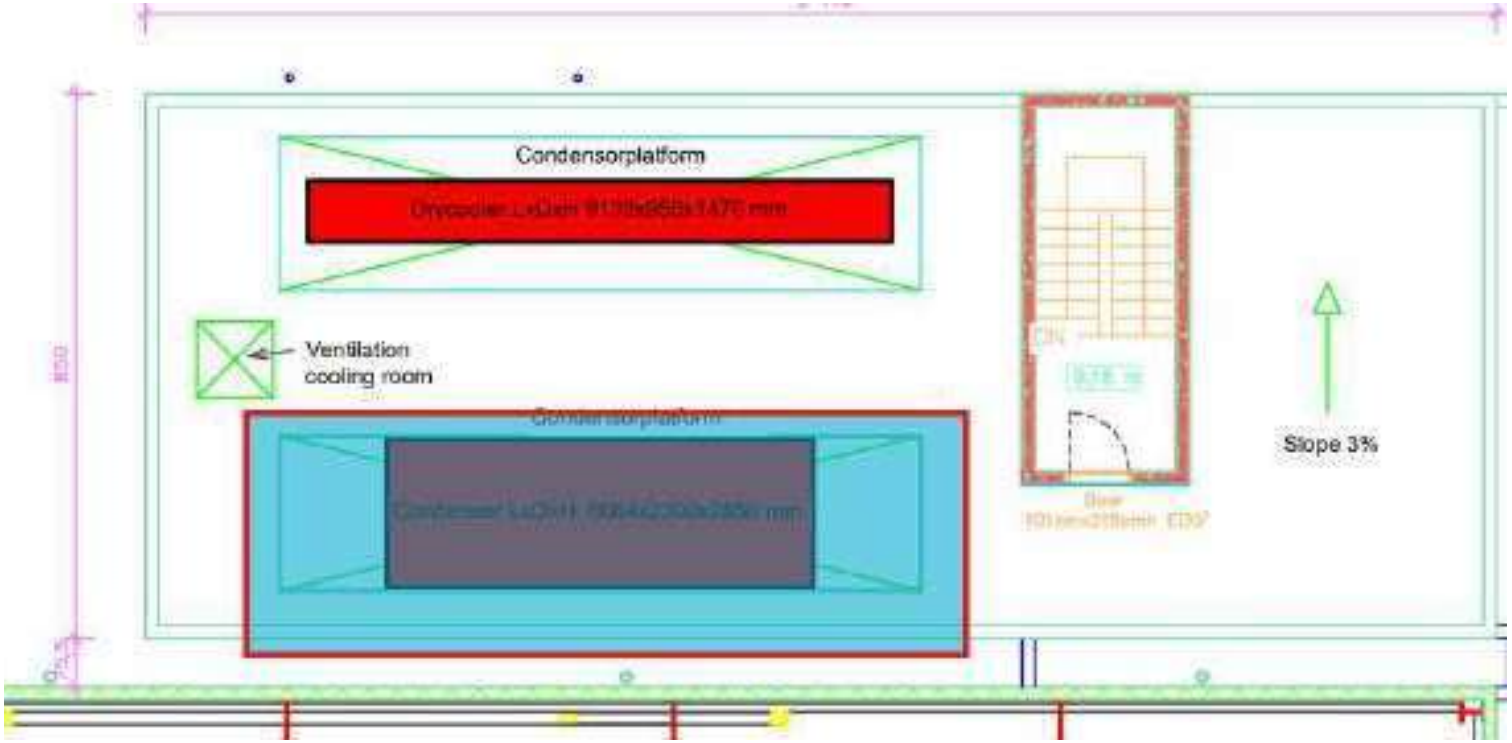
Condensorplatform
Ventilation
cooling room
Condensorplatform
Slope 3%

1. Organizational chart

2. Layout

3. Technical specifications

[redacted]

5. Timeline

[redacted]

| Id | Task Name | Duur | Begindatum | Einddatum | Voorafgaande taken |
|---|---|---|---|---|---|
| 1 | **PREPARATION PHASE** | **94 dagen** | **maa 1/09/25** | **maa 26/01/26** | |
| 2 | Planning approval, assumed ok. | 0 dagen | maa 1/09/25 | maa 1/09/25 | |
| 3 | Final price offer Alheembouw | 0 dagen | vri 12/09/25 | vri 12/09/25 | |
| 4 | Contract negotiation period (Alheembouw, E'log, Albert Bartlett) | 25 dagen | vri 12/09/25 | don 16/10/25 | 3 |
| 5 | Contract signed | 0 dagen | don 16/10/25 | don 16/10/25 | 4 |
| 6 | Preparation by Alheembouw: detailling drawings and validation by counsil | 60 dagen | vri 17/10/25 | maa 26/01/26 | 5 |
| 7 | Preparation excecution start + migration administration by Alheembouw | 60 dagen | vri 17/10/25 | maa 26/01/26 | 6GB |
| 8 | | | | | |
| 9 | **EXCECUTION PHASE** | **270 dagen** | **din 27/01/26** | **vri 12/03/27** | |
| 10 | **Constrction Freezer** | **115 dagen** | **din 27/01/26** | **vri 17/07/26** | |
| 11 | Site installation: cabins, site fencing, ... (3 months after contract close AND permit approval) | 10 dagen | din 27/01/26 | maa 9/02/26 | 5BE+60 dagen |
| 12 | Demolishing existing buildings and concrete surface | 5 dagen | din 10/02/26 | maa 16/02/26 | 11 |
| 13 | Placing crushed stone sub-foundation | 5 dagen | din 17/02/26 | maa 23/02/26 | 12 |
| 14 | Pile foundation | 10 dagen | din 24/02/26 | maa 9/03/26 | 13 |
| 15 | Concrete foundation and concrete foundation floor | 10 dagen | din 10/03/26 | maa 23/03/26 | 14 |
| 16 | Steel structure | 20 dagen | din 24/03/26 | maa 27/04/26 | 15 |
| 17 | Steel sandiwchpannels walls + roof | 20 dagen | din 7/04/26 | din 12/05/26 | 16BE-10 dagen |
| 18 | Floor insulation | 5 dagen | woe 13/05/26 | don 21/05/26 | 17 |
| 19 | Concrete top floor | 10 dagen | vri 22/05/26 | vri 5/06/26 | 18 |
| 20 | Concrete top floor - drying period | 20 dagen | maa 8/06/26 | vri 3/07/26 | 19 |
| 21 | Cooling system: installation in freezer building | 10 dagen | maa 6/07/26 | vri 17/07/26 | 20 |
| 22 | Elekctrical system: installation lighting and fire detection | 10 dagen | maa 6/07/26 | vri 17/07/26 | 20 |
| 23 | **Construction Utility building:** | **60 dagen** | **din 28/04/26** | **vri 14/08/26** | |
| 24 | Concrete structure, walls and precasted floors + connection building for pallets IN | 20 dagen | din 28/04/26 | vri 29/05/26 | 16 |
| 25 | Roofworks | 5 dagen | maa 1/06/26 | vri 5/06/26 | 24 |
| 26 | Concrete floors | 5 dagen | maa 8/06/26 | vri 12/06/26 | 25 |
| 27 | Cooling system: installation in utility building | 20 dagen | maa 15/06/26 | vri 10/07/26 | 26 |
| 28 | Electrical system: installation in utility building | 20 dagen | maa 29/06/26 | vri 14/08/26 | 27BE-10 dagen |
| 29 | **MHE installation** | **245 dagen** | **din 3/03/26** | **vri 12/03/27** | |
| 30 | **RACK + 2Dshuttle** | **245 dagen** | **din 3/03/26** | **vri 12/03/27** | |
| 31 | approval of techincal drawings by costumer | 10 wkn | din 3/03/26 | vri 22/05/26 | 32EB |
| 32 | production | 8 wkn | vri 22/05/26 | maa 10/08/26 | 33EB |
| 33 | rack installation on site | 15 wkn | maa 10/08/26 | vri 20/11/26 | 22 |
| 34 | empty channel test | 4 wkn | maa 23/11/26 | vri 18/12/26 | 33 |
| 35 | commissioning | 8 wkn | maa 21/12/26 | vri 12/02/27 | 34 |
| 36 | follow up on site | 4 wkn | maa 15/02/27 | vri 12/03/27 | 35 |
| 37 | **MHE Mechanical installation** | **85 dagen** | **maa 10/08/26** | **vri 4/12/26** | |
| 38 | mec instal pallet lift (2x) | 1 wk | maa 10/08/26 | vri 14/08/26 | 33GB |
| 39 | mec instal conveyors highbay | 3 wkn | maa 26/10/26 | vri 13/11/26 | 38BE+10 wkn |
| 40 | mec instal conveyors prod | 1 wk | maa 16/11/26 | vri 20/11/26 | 39 |
| 41 | mec instal conveyors outbound + tunnel | 2 wkn | maa 23/11/26 | vri 4/12/26 | 40 |
| 42 | **MHE Electrical installation** | **40 dagen** | **maa 16/11/26** | **vri 8/01/27** | |
| 43 | elec instal pallet lift (2x) + conveyor highbay | 4 wkn | maa 16/11/26 | vri 11/12/26 | 39 |
| 44 | elec instal conveyors prod | 1 wk | maa 14/12/26 | vri 18/12/26 | 43 |
| 45 | elec instal conveyors outbound + tunnel | 3 wkn | maa 21/12/26 | vri 8/01/27 | 44 |
| 46 | **MHE commisioning** | **45 dagen** | **maa 11/01/27** | **vri 12/03/27** | |
| 47 | commisioning highbay | 3 wkn | maa 11/01/27 | vri 29/01/27 | 45;44 |
| 48 | commisioning prod connection | 1 wk | maa 1/02/27 | vri 5/02/27 | 47 |
| 49 | commisioning outbound | 1 wk | maa 8/02/27 | vri 12/02/27 | 48 |
| 50 | ramp up + hypercare | 1 mnd | maa 15/02/27 | vri 12/03/27 | 49 |

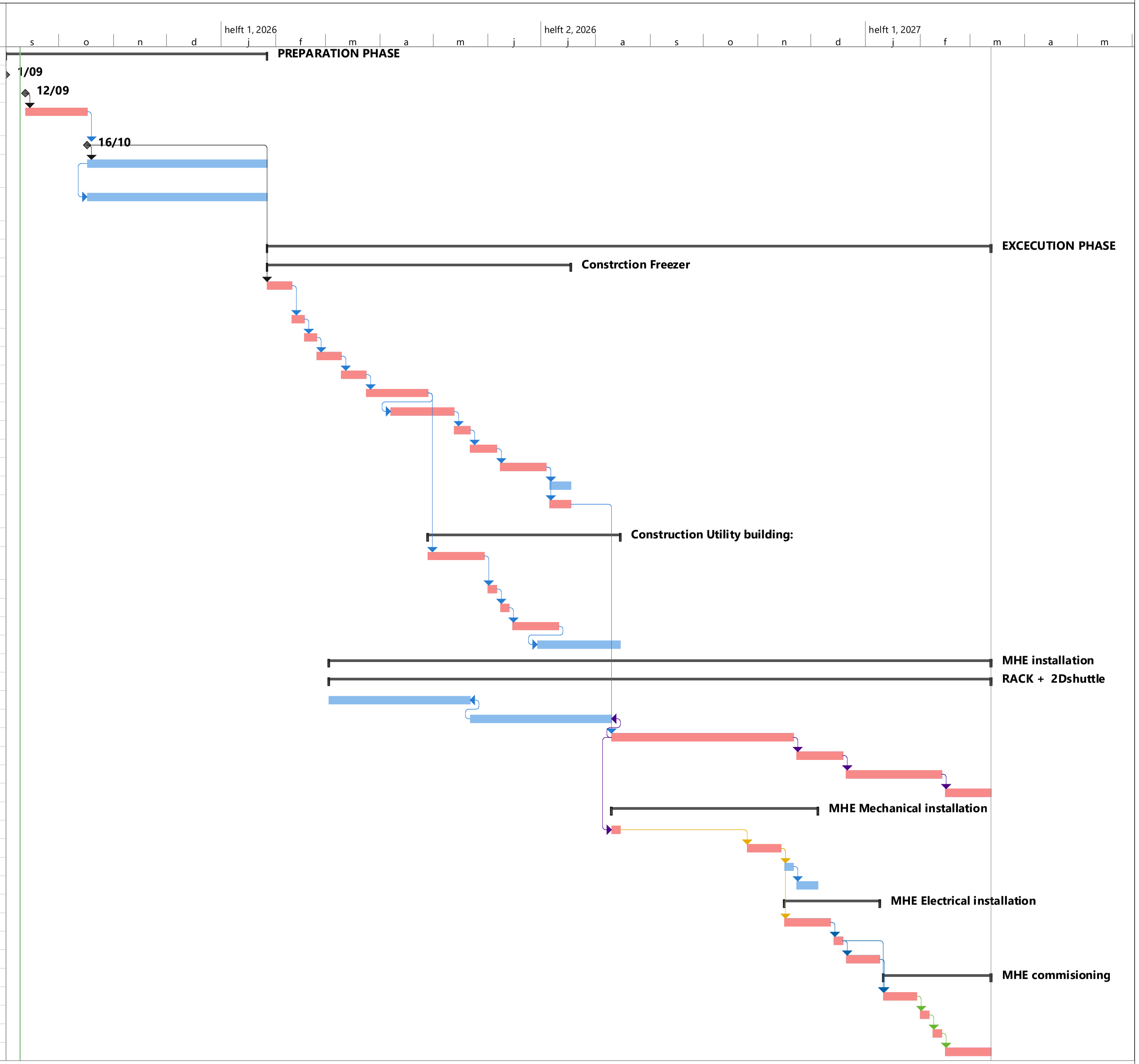


Project: Albert Bartlett - Alheem
Date: din 9/09/25

| | | | | | | | | | | | |
|---|---|---|---|---|---|---|---|---|---|---|---|
| Kritieke splitsing | | Milestone | | Inactive Task | | Manual Task | | Manual Summary | | External Tasks | | 
| Task | | Summary | | Inactive Milestone | | Duration-only | | Start-only | | External Milestone | |
| Split | | Project Summary | | Inactive Summary | | Manual Summary Rollup | | Finish-only | | Deadline | |

Progress
Manual Progress
Kritiek



ALBERT BARTLETT
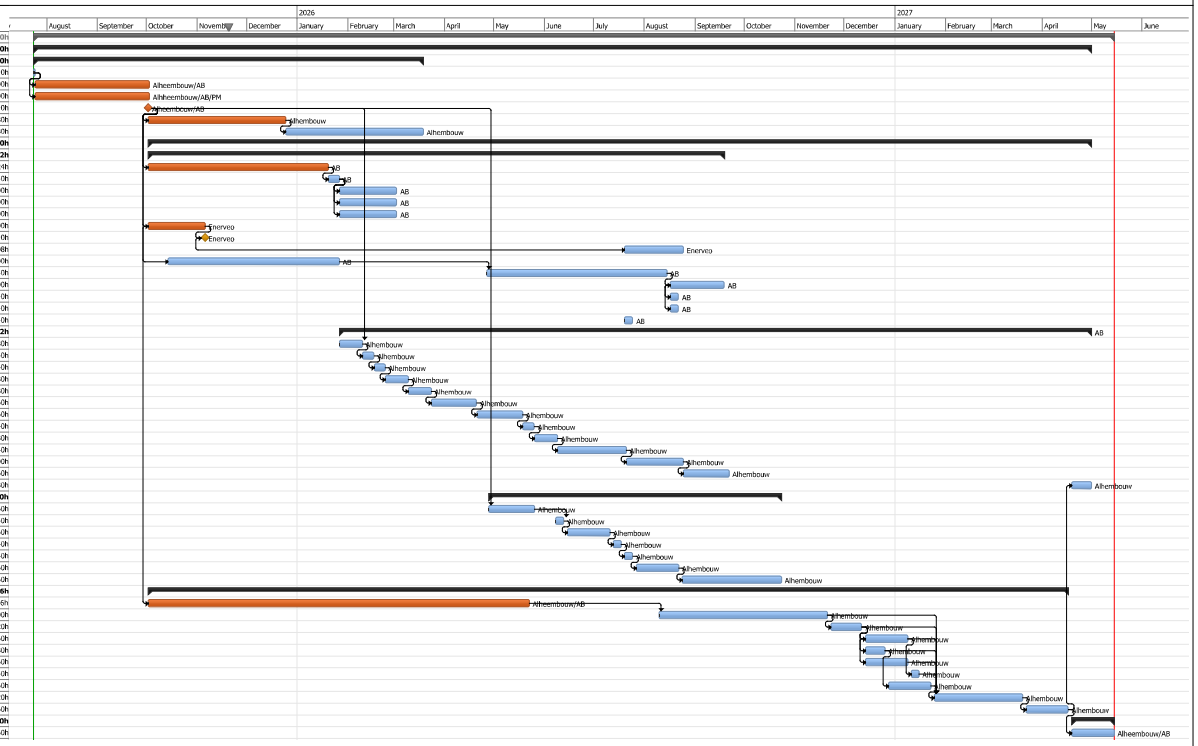
| Calendar | Info | Task Name | Duration | Start | End | % complete | % work complete | Work |
|---|---|---|---|---|---|---|---|---|
| | | Coldstore Project Plan | 472d | 24-Jul-2025 8:00 | 14-May-2027 17:00 | 0% | 0% | 13,320h |
| | | **New Coldstore** | **462d** | **24-Jul-2025 8:00** | **30-Apr-2027 17:00** | **0%** | **0%** | **13,160h** |
| | | **Preperation Phase** | **170d** | **24-Jul-2025 8:00** | **18-Mar-2026 17:00** | **1%** | **0%** | **1,760h** |
| | | Planning Approval | 1d | 24-Jul-2025 8:00 | 24-Jul-2025 17:00 | 100% | 100% | 0h |
| | | Commercial Contract discussions | 50d | 25-Jul-2025 8:00 | 2-Oct-2025 17:00 | 2% | 2% | 400h |
| | | Build Contract Negotiations | 50d | 25-Jul-2025 8:00 | 2-Oct-2025 17:00 | 0% | 0% | 400h |
| | | Build & Commercial Contract Approval | 1d | 2-Oct-2025 8:00 | 2-Oct-2025 8:00 | 0% | 0% | 0h |
| | | Preperation Of Detailed Drawings | 60d | 2-Oct-2025 8:00 | 24-Dec-2025 17:00 | 0% | 0% | 480h |
| | | Preperation Of Execution | 60d | 25-Dec-2025 8:00 | 18-Mar-2026 17:00 | 0% | 0% | 480h |
| | | **Execution** | **412d** | **2-Oct-2025 8:00** | **30-Apr-2027 17:00** | **0%** | **0%** | **11,400h** |
| | | **AB** | **252d** | **2-Oct-2025 8:00** | **18-Sep-2026 17:00** | **0%** | **0%** | **3,232h** |
| | | Prepare New Waste & Storage Site | 78d | 2-Oct-2025 8:00 | 19-Jan-2026 17:00 | 0% | 0% | 624h |
| | | Relocate Compactors | 5d | 20-Jan-2026 8:00 | 26-Jan-2026 17:00 | 0% | 0% | 40h |
| | | Build Tray Shed | 25d | 27-Jan-2026 8:00 | 2-Mar-2026 17:00 | 0% | 0% | 200h |
| | | Build Battery Charging Shed | 25d | 27-Jan-2026 8:00 | 2-Mar-2026 17:00 | 0% | 0% | 200h |
| | | Build Storage Area | 25d | 27-Jan-2026 8:00 | 2-Mar-2026 17:00 | 0% | 0% | 200h |
| | | Engage Enerveo To Design HV | 25d | 2-Oct-2025 8:00 | 5-Nov-2025 17:00 | 0% | 0% | 200h |
| | | Order New HV Infrastructure | 0d | 5-Nov-2025 17:00 | 5-Nov-2025 17:00 | 0% | 0% | 0h |
| | | Install HV Infrastructure | 26d | 20-Jul-2026 8:00 | 24-Aug-2026 17:00 | 0% | 0% | 208h |
| | | Order LV Switchroom | 75d | 14-Oct-2025 8:00 | 26-Jan-2026 17:00 | 0% | 0% | 600h |
| | | Install New Switch Room | 80d | 27-Apr-2026 8:00 | 14-Aug-2026 17:00 | 0% | 0% | 640h |
| | | Install Internal Power Supplies | 25d | 17-Aug-2026 8:00 | 18-Sep-2026 17:00 | 0% | 0% | 200h |
| | | Install Data Rack | 5d | 17-Aug-2026 8:00 | 21-Aug-2026 17:00 | 0% | 0% | 40h |
| | | Install Fibre Cabling | 5d | 17-Aug-2026 8:00 | 21-Aug-2026 17:00 | 0% | 0% | 40h |
| | | Install Water Supply | 5d | 20-Jul-2026 8:00 | 24-Jul-2026 17:00 | 0% | 0% | 40h |
| | | **Freezer Construction** | **329d** | **27-Jan-2026 8:00** | **30-Apr-2027 17:00** | **0%** | **0%** | **4,072h** |
| | | Site Mobilisation | 10d | 27-Jan-2026 8:00 | 9-Feb-2026 17:00 | 0% | 0% | 80h |
| | | Demolish Existing Buildings | 5d | 10-Feb-2026 8:00 | 16-Feb-2026 17:00 | 0% | 0% | 40h |
| | | Install Foundations | 5d | 17-Feb-2026 8:00 | 23-Feb-2026 17:00 | 0% | 0% | 40h |
| | | Pile Foundations | 10d | 24-Feb-2026 8:00 | 9-Mar-2026 17:00 | 0% | 0% | 80h |
| | | Concrete Foundation | 10d | 10-Mar-2026 8:00 | 23-Mar-2026 17:00 | 0% | 0% | 80h |
| | | Steel Structure Install | 20d | 24-Mar-2026 8:00 | 20-Apr-2026 17:00 | 0% | 0% | 160h |
| | | Walling | 20d | 21-Apr-2026 8:00 | 18-May-2026 17:00 | 0% | 0% | 160h |
| | | Insulated/Heated Floor Installation | 5d | 19-May-2026 8:00 | 25-May-2026 17:00 | 0% | 0% | 40h |
| | | Concrete Floor | 10d | 26-May-2026 8:00 | 8-Jun-2026 17:00 | 0% | 0% | 80h |
| | | Contrete Floor Drying | 30d | 9-Jun-2026 8:00 | 20-Jul-2026 17:00 | 0% | 0% | 240h |
| | | Install Cooling System | 25d | 21-Jul-2026 8:00 | 24-Aug-2026 17:00 | 0% | 0% | 200h |
| | | Electrical System Install | 20d | 25-Aug-2026 8:00 | 21-Sep-2026 17:00 | 0% | 0% | 160h |
| | | Contingency Period | 10d | 19-Apr-2027 8:00 | 30-Apr-2027 17:00 | 0% | 0% | 80h |
| | | **Utility Building** | **129d** | **28-Apr-2026 8:00** | **23-Oct-2026 17:00** | **0%** | **0%** | **960h** |
| | | Build Concrete Structure | 20d | 28-Apr-2026 8:00 | 25-May-2026 17:00 | 0% | 0% | 160h |
| | | Roofworks | 5d | 8-Jun-2026 8:00 | 12-Jun-2026 17:00 | 0% | 0% | 40h |
| | | Concrete Floors | 20d | 15-Jun-2026 8:00 | 10-Jul-2026 17:00 | 0% | 0% | 160h |
| | | Cooling System | 5d | 13-Jul-2026 8:00 | 17-Jul-2026 17:00 | 0% | 0% | 40h |
| | | Electrical System | 5d | 20-Jul-2026 8:00 | 24-Jul-2026 17:00 | 0% | 0% | 40h |
| | | Cooling System | 20d | 27-Jul-2026 8:00 | 21-Aug-2026 17:00 | 0% | 0% | 160h |
| | | Automation Installation | 45d | 24-Aug-2026 8:00 | 23-Oct-2026 17:00 | 0% | 0% | 360h |
| | | **Automation** | **402d** | **2-Oct-2025 8:00** | **16-Apr-2027 17:00** | **0%** | **0%** | **3,136h** |
| | | Approve Layouts | 167d | 2-Oct-2025 8:00 | 22-May-2026 17:00 | 0% | 0% | 1,336h |
| | | Install Racking | 75d | 10-Aug-2026 8:00 | 20-Nov-2026 17:00 | 0% | 0% | 600h |
| | | Install Pallet Lift | 15d | 23-Nov-2026 8:00 | 11-Dec-2026 17:00 | 0% | 0% | 120h |
| | | Install Conveyors | 20d | 14-Dec-2026 8:00 | 8-Jan-2027 17:00 | 0% | 0% | 160h |
| | | Install Infeed & Outfeed Conveyors | 10d | 14-Dec-2026 8:00 | 25-Dec-2026 17:00 | 0% | 0% | 80h |
| | | Electrical Install Pallet Lift | 20d | 14-Dec-2026 8:00 | 8-Jan-2027 17:00 | 0% | 0% | 160h |
| | | Electrical Install Conveyors | 5d | 11-Jan-2027 8:00 | 15-Jan-2027 17:00 | 0% | 0% | 40h |
| | | Electrical Install Infeed & Outfeed conveyors | 20d | 28-Dec-2026 8:00 | 22-Jan-2027 17:00 | 0% | 0% | 160h |
| | | Automation Installation | 40d | 25-Jan-2027 8:00 | 19-Mar-2027 17:00 | 0% | 0% | 320h |
| | | Software & Testing Phase | 20d | 22-Mar-2027 8:00 | 16-Apr-2027 17:00 | 0% | 0% | 160h |
| | | **Handover** | **20d** | **19-Apr-2027 8:00** | **14-May-2027 17:00** | **0%** | **0%** | **160h** |
| | | AB Take Use Of Coldstore | 20d | 19-Apr-2027 8:00 | 14-May-2027 17:00 | 0% | 0% | 160h |